

# City & Town

FEBRUARY 2019 VOL. 75, NO. 02

THE OFFICIAL PUBLICATION OF THE ARKANSAS MUNICIPAL LEAGUE



Celebrating 85 Years of Service!

# WE MEASURE COMMITMENT IN DECADES.



At Crews & Associates, our team has spent the last 40 years investing in Arkansas individuals, businesses and communities – and we're just getting started. Ready to move forward for the future? Contact us today and see what Crews can do for you.

[crewsfs.com](http://crewsfs.com)

Crews & Associates  
**40 YEARS**  
of INVESTING IN YOU

Member FINRA & SIPC



Cover photo by Andrew Morgan.



**ON THE COVER**—The 2019 Winter Conference was a smashing success, and it broke the all-time attendance record for our annual winter meeting. It was a great way to start the League’s 85th year. Read coverage of the conference inside beginning on page 6. Read also some practical tips you can use to make connections with your fellow officials and with your citizens when differences arise on page 16. And be sure to check out our always informative slate of columnists, who, month in and month out, are dedicated to providing city and town leaders with great ideas and best practices on a variety of topics.—atm

## Features

### 6 2019 Winter Conference breaks records

The League’s 2019 Winter Conference broke the all-time attendance record as well as the record for participation by first-time office-holders, and its sessions covered a broad array of topics important to cities and towns, from the League’s legislative package for the 92nd General Assembly, to the ins and outs of keeping things running smoothly at city hall, to cultivating a workplace of respect and civility.

### 16 Connecting across the divide

Neuroscience research shows that we are wired to make connections with each other more than we may realize, and there are steps you can take to be more self-aware and collaborate with others when differences arise.

### 18 Annual financial statements due

The deadline for municipalities to publish annual financial statements is approaching. Provided inside are suggested forms cities and towns may use and an overview of the state statutes governing their publishing.

## City & Town Contents

Arkansas Municipal League Officers.....	5
a'TEST Consultants, INC. ....	28
Economic Development.....	24
Engineering.....	38
Fairs & Festivals.....	44
Meeting Calendar.....	46
Municipal Mart.....	46
Municipal Notes.....	44
Obituaries.....	44
Planning to Succeed.....	30
President's Letter.....	4
Sales Tax Map.....	41
Sales Tax Receipts.....	42
Turnback Estimates.....	40
Urban Forestry.....	36
Your Health.....	34

Publisher

**Mark R. Hayes**

Deputy Director

**Whitnee V. Bullerwell**

Editor

**Andrew T. Morgan**

Graphic Designer

**Mark R. Potter**

Advertising Assistant

**Tricia Zello**

Email:

**citytown@arml.org**



facebook.com/  
Arkansas.Municipal.League



twitter@ARMuniLeague



greatcitiesgreatstate.com



youtube.com/user/  
ARMunicipalLeague



flickr.com/photos/  
arkansas\_municipal\_league

**www.arml.org**

*City & Town* (ISSN 0193-8371 and Publication No. 031-620) is published monthly for \$20 per year (\$1.67 per single copy) by the Arkansas Municipal League, 301 W. Second St., North Little Rock, AR 72114. Periodicals postage paid at North Little Rock, Ark.  
POSTMASTER: Send address changes to *City & Town*, P.O. Box 38, North Little Rock, AR 72115.

Friends,

It's been a busy and productive start to 2019! The 92nd General assembly kicked off early last month and many of us gathered together in mid-January for our Winter Conference. I would like to extend my sincere appreciation to Mayor Frank Scott, Jr., and the City of Little Rock for being such a gracious and hospitable host city, as they always are.

At our conference, we were honored to hear from Gov. Asa Hutchinson and several legislators, who helped inform us about the issues important to our members that will be addressed during this legislative session. We represent every city and town in our state and it's great that our legislators appreciate the important perspective we provide.

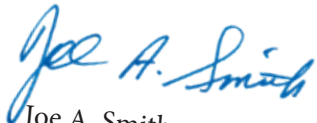
I encourage all of you to maintain your relationships with your local representatives and be ready to reach out to them with information on issues as they arise. The League is working diligently every day to keep track of every bill and keep us informed of their impact on our communities.

I was especially pleased at the Winter Conference with the strong participation of the 45-and-under crowd. It has been a main issue of my presidency to encourage all of us to help prepare the next generation of leaders in our cities. Seeing all the new faces at our conference gives me hope that we are making great strides in paving the way for the future.

Be sure to read all of the great coverage of the 2019 Winter Conference in this issue. I hope it inspires you to do more in your community. It has me reinvigorated to try some new things in North Little Rock. Each conference arms me with knowledge and insights that make me a better public servant.

Things won't slow down in February. We have Executive Committee and Advisory Council meetings coming up soon. These are important, and if you are a member of these bodies please make every effort to attend, as we will have real-time updates on the legislative session.

The League has two educational opportunities coming up: an Americans with Disabilities Act (ADA) workshop on March 14 and a planning and zoning certification course on April 17, both at the League's North Little Rock headquarters. This is a busy time for our League staff, but remember that they are always available to help. The League has critical institutional knowledge that provides great insight for plenty of issues we all face. Use their experience to help ensure "Great Cities Make a Great State."



Joe A. Smith  
Mayor, North Little Rock  
President, Arkansas Municipal League



# ARKANSAS MUNICIPAL LEAGUE OFFICERS

Mayor Joe Smith, **North Little Rock** ..... President  
Mayor Harold Perrin, **Jonesboro** ..... First Vice President  
Mayor Darrell Kirby, **Bay** ..... Vice President, District 1  
Mayor Allen Lipsmeyer, **Morrilton** . Vice President, District 2  
Mayor Greg Hines, **Rogers** ..... Vice President, District 3  
Mayor Bobby Neal, **Smackover**... Vice President, District 4  
Mark R. Hayes..... Executive Director

**EXECUTIVE COMMITTEE:** Mayor Tim McKinney, **Berryville**; Mayor James Sanders, **Blytheville**; Mayor Danny Shaw, **Bono**; Mayor Jonas Anderson, **Cave City**; Mayor Paul Wellenberger, **Fairfield Bay**; Mayor Lionel Jordan, **Fayetteville**; Vice Mayor Kevin Settle, **Fort Smith**; Mayor Kevin Johnston, **Gentry**; Mayor Sammy Hartwick, **Greenbrier**; Mayor Bill Groom, **Greenland**; City Manager Catherine Cook, **Hope**; Mayor Pat McCabe, **Hot Springs**; Council Member Reedie Ray, **Jacksonville**; Council Member Sam Angel, II, **Lake Village**; Mayor Jerry Boen, **Lamar**; City Director Lance Hines, **Little Rock**; Mayor Jimmy Williams, **Marianna**; Mayor Steve Dixon, **Marmaduke**; Mayor Gary Baxter, **Mulberry**; Council Member Debi Ross, **North Little Rock**; City Clerk Andrea Williams, **Paragould**; Mayor Sonny Hudson, **Prairie Grove**; Mayor Virginia Young, **Sherwood**; City Administrator Phillip Patterson, **Siloam Springs**

**PAST PRESIDENTS ADVISORY COUNCIL:** Mayor Rick Elumbaugh, **Batesville**; Mayor Frank Fogleman, **Marion**; Mayor Mike Gaskill, **Paragould**; Mayor Jackie Crabtree, **Pea Ridge**; Mayor Doug Sprouse, **Springdale**; Mayor Robert Patrick, **St. Charles**; Mayor Harry Brown, **Stephens**

**CITIES OF THE LARGE FIRST CLASS ADVISORY COUNCIL:** City Administrator Carl Geffken, **Fort Smith**, Chair; Mayor James Calhoun, **Arkadelphia**; Clerk/Treasurer Denise Johnston, **Batesville**; Council Member Jeff Hamm, **Benton**; Council Member John Musgraves, **Blytheville**; Council Members Eddie Long, Norma Naquin and James Reid, **Cabot**; Chief of Staff Don Marr and Communications Director Susan Norton, **Fayetteville**; Asst. City Manager Lance Spicer, **Hot Springs**; Council Members Les Collins and Kenny Elliott, **Jacksonville**; Council Members Chris Gibson and John Street, **Jonesboro**; Intergovernmental Relations Manager Emily Cox, **Little Rock**; Clerk/Treasurer Tina Timmons and Council Member Jess Holt Maumelle; Clerk/Treasurer Diane Whitbey and Council Members Steve Baxter and Beth White, **North Little Rock**; Council Member Josh Agee, **Paragould**; Council Member Steven Mays, **Pine Bluff**; Council Member Marina Brooks, **Sherwood**; Mayor John Mark Turner, **Siloam Springs**; Clerk/Treasurer Phyllis Thomas, **Van Buren**; Council Member Wayne Croom and Human Resources Director Janice Coleman, **West Memphis**

**CITIES OF THE FIRST CLASS ADVISORY COUNCIL:** Council Member James Earl Turner, **Mena**, Chair; Council Member Lorene Pearson, **Ashdown**; Clerk/Treasurer Carol Westergren, **Beebe**; Mayor Bill Edwards and Council Member Wayne Low, **Centerton**; Clerk/Treasurer Barbara Blackard, **Clarksville**; Mayor Scott McCormick II and Council Member C.T. Foster, **Crossett**; Council Member Anthony Scott, **Dermott**; Council Member Ross Martin, **Dumas**; Council Member Adrian Wilson-Clark, **Lake Village**; Mayor Rodney Robertson and Clerk/Treasurer Ruth Keith, **Leachville**; Council Member Loye Free, **Marianna**; Mayor Doyle Fowler, **McCroary**; Assistant to the Mayor Becky Horton, **Mena**; Council Member John Payne, **Morrilton**; Mayor Sally Wilson, **Osceola**; Clerk/Treasurer Prenita White, **Parkin**; Council Member Tony Cunningham, **Prairie Grove**; Council Member Art Brooke, **Ward**; Council Member Dorothy Henderson, **Warren**

## INCORPORATED TOWNS AND CITIES OF THE SECOND CLASS

**ADVISORY COUNCIL:** Mayor Dennis Behling, **Lakeview**, Chair; Mayor Veronica Post, **Altus**; Council Member Larry Hall, **Bay**; Mayor Bobby Box, Sr., **Chidester**; Council Members Robert Otis and Doyle Scroggins, **Fairfield Bay**; Council Member Jennifer Porter, **Flippin**; Mayor Jeff Braim and Council Member Anita Seaman, **Gassville**; Recorder/Treasurer Sheila Mangrum, **Gould**; Recorder/Treasurer Jennifer Hill, **Haskell**; Recorder/Treasurer Mary Ruth Wiles, **Highland**; Recorder/Treasurer Shirley Rose, **Lake View**; Mayor Marion Hoosier, **McCaskill**; Mayor Teresa Triplet, **McNeil**; Mayor Carl Lee Griswold, **Mitchellville**; Council Member Don Sappington, **Norfork**; Council Member Michael Barnett, **Rison**; Mayor Lisa Hackett, **Shirley**; Recorder/Treasurer Rick East, **Smackover**; Recorder/Treasurer Rita Fite, **Sparkman**; Council Member A.C. Loring, **Wrightsville**

**PUBLIC SAFETY ADVISORY COUNCIL:** Chief of Police/Assistant City Manager J.R. Wilson, **Hope**, Chair; Council Member James "Jim" Wozniak, **Bella Vista**; Mayor Kenneth Jones, **Brookland**; Council Member Doug Warner, **Cabot**; Fire Chief Robert Medford, **Camden**; Council Member Crystal Marshall, **Crossett**; City Director Karen Garcia and Police Chief Jason Stachey, **Hot Springs**; Mayor Jon Milligan, **Lake City**; Asst. Police Chief Alice Fulk, **Little Rock**; Council Member Terry Williams, **Maumelle**; Fire Chief Kevin Lang, **Paragould**; Council Member Delores Atkins, **Parkin**; Financial Director Steve Miller, **Pine Bluff**; Mayor/Police Chief Tim Mayfield, **Salesville/Gassville**; Council Member Betty Cook, **Sheridan**; Council Member James Pulliam and City Engineer Amanda Hicks, **West Memphis**

**ECONOMIC DEVELOPMENT ADVISORY COUNCIL:** Mayor Doug Kinslow, **Greenwood**, Chair; Council Member Robin Reed, **Centerton**; Council Member Judy Weaver, **Clarksville**; Mayor Veronica Smith-Creer, **El Dorado**; Council Member Don Bailey, **Fairfield Bay**; Council Member Naomi Lassen, **Gassville**; City Director Mark Ross, **Hope**; Council Member Leroy Powell, **Marvell**; Mayor Hillrey Adams, **Mountain Home**; Mayor Roger Gardner, **Mountain View**; Council Member Gregory Baker, **Osceola**; Council Member Sherry Gillon, **Parkin**; Council Member Howard Austin, **Prescott**; Mayor Teresa Roofe, **Rector**; Council Member Beverly Williams, **Sherwood**; City Director Bob Coleman, **Siloam Springs**;

**MUNICIPAL HEALTH BENEFIT FUND BOARD OF TRUSTEES:** Mayor David Stewart, **Newport**, District 1; Finance Director Joy Black, **Bryant**, District 2; Mayor Bill Edwards, **Centerton**, District 3; Clerk/Treasurer Barbara Blackard, **Clarksville**, District 4; Mayor Parnell Vann, **Magnolia**, At-Large Member

**MUNICIPAL LEAGUE WORKERS' COMPENSATION TRUST BOARD OF TRUSTEES:** Chief of Staff Bill Reznicek, **Jonesboro**, District 1; Human Resources Director Lisa Mabry-Williams, **Conway**, District 2; Clerk/Treasurer Sharla Derry, **Greenwood**, District 3; Mayor Shirley Washington, **Pine Bluff**, District 4; City Attorney Howard Cain, **Huntsville**, At-Large Member and Group Manager

**PENSION MANAGEMENT AND OPEB TRUSTS, BOARD OF TRUSTEES:** Finance Director Karen Scott, **North Little Rock**, Chairman; Treasury Manager Scott Massanelli, **Little Rock**, **Vice Chair**; City Manager Gary Brinkley, **Arkadelphia**; Clerk/Treasurer Carol Westergren, **Beebe**; Comptroller Mandy Spicer, **Benton**

# League's 2019 Winter Conference breaks all-time attendance record

By Andrew Morgan, League staff

City and town leaders from across Arkansas, many of them newly elected, first-time office-holders, gathered Jan. 16-18 at the Statehouse Convention Center and Marriott Hotel in downtown Little Rock for the League's 2019 Winter Conference, which provided officials with an opportunity to hone their skills, discuss the League's legislative priorities, and share best practices for city hall. The conference also featured several sessions offering core hours and continuing education hours as part of the League's voluntary certification program for municipal officials.

Attendance at this year's conference was outstanding, with 1,230 total participants, an all-time record. The 2019 Winter Conference also set a record for new delegate attendance at 230, a signal that our state's newly elected local officials are dedicated to working with the League and each other to improve the quality of life in their hometowns.

Another highlight of this year's attendance was the strong participation by young city and town officials. Recruiting the younger generations to serve their hometowns has been a priority for this year's League president, North Little Rock Mayor Joe Smith.



PHOTOS BY ANDREW MORGAN.

North Little Rock Mayor and League President Joe Smith gathers around him all the municipal officials in attendance who are 45 years old or younger.



Scott

One of Arkansas's most prominent newly elected local leaders, Little Rock Mayor Frank Scott, Jr., welcomed city and town officials to their capital city during the Winter Conference's opening general session on Thursday morning, Jan. 17.

"I count it an honor that you are here; I count it an honor that you traveled safely here," Scott said. "I hope that we all learn something so that we can be more effective in our positions of leadership, as we are all true servants as we lead our individual cities and communities."

The League welcomed Gov. Asa Hutchinson to the Winter Conference during the Volunteer Community of the Year Awards luncheon on Jan. 17. The governor helped present the awards and took time to address the



Hutchinson

League. He began by marking the passing of longtime League Executive Director Don Zimmerman, who died in June.

“It’s the first time I’ve been to a Municipal League conference without Don Zimmerman, and we miss him,” Hutchinson said. “I think back to his relationship with my dad [John Malcom Hutchinson, Sr., served as mayor of Sulphur Springs in the early 1980s-Ed.] and so many officials that he’s helped over the years.”

The governor congratulated the League’s new leader, Mark Hayes, and said he looks forward to working together.

The first week of the 92nd General Assembly of the Arkansas Legislature coincided with the Winter Conference, and Hutchinson outlined his main legislative objectives for the session, which he referred to as the four Ts: transformation of state government, increased teacher pay, tax cuts, and new transportation funding legislation.

The League is particularly focused on the transportation and highway funding issue and seeks to protect the 70/15/15 revenue split among the state, cities, and counties. The governor said that he would work to find an agreeable consensus on this critical issue.

“I understand the partnership we have with our cities and our counties, and we do want to develop a new highway plan that maintains that shared responsibility and shared funding with our cities and our counties of 15 percent for each,” he said.

The governor also said he expects the Legislature to enact enabling legislation to collect online sales tax after the U.S. Supreme Court’s decision in June 2018 in *South Dakota v. Wayfair*, which overturned a previous decision and paved the way for states and local governments on this issue.

With the many competing agendas going on at the Capitol, the governor encouraged city leaders to work

closely with legislators and with his office in order to best serve the public and avoid “counterproductive” legislation.

“We need the leadership and the close eye of the Municipal League on all the bills that are going through the session,” Hutchinson said.

Local officials had the opportunity to visit with numerous state constitutional officers and legislators during the conference’s opening night banquet on Jan. 16. State Senate President Pro Tempore Jim Hendren and Speaker of the House Matthew Shepherd shared their thoughts on the 92nd General Assembly.

Hendren said the two big issues coming before the Legislature this session that affect cities and towns directly are taxes and highway funding, and both are “in flux,” he said.



Hendren

“I know it’s hugely important that we don’t continue to get behind on taking care of our infrastructure, so I know the Legislature shares that desire and will be working hard on that issue,” he said.

On the state’s tax reform efforts, he acknowledged the importance of local sales tax collection for cities and towns and assured the League that any new legislation would be fair.

“We’re not going to handicap you, and the Municipal League has been a partner, making sure that your interests are represented,” Hendren. “I think you’re going to be happy with the tax reform package when it comes out.”

Speaker Shepherd said that for the first time this year, two of the House committees most important to cities and towns—City, County and Local Affairs and Public Transportation—will be streamed online so local leaders and constituents can keep track of developments in real time. The two committees often meet remotely rather than at the Capitol.



Shepherd

Shepherd encouraged city and town leaders to be engaged during the session and to stay in contact with him and their legislators.

“Communication is going to be the key to this session, it’s going to be the key to our success,” he said, “and I’m always open and will to listen to your questions, comments, and concerns.”

During a general session focused on the legislative issues most important to cities and towns, League Executive Director Mark Hayes stressed the importance of robust transportation funding legislation that continues to prioritize local infrastructure. It’s crucial to the state’s overall economic outlook, he said.



Hayes

“It becomes very difficult to get our economy kick started and going in the right direction if we don’t have the following things: a highway system to take the truck from point A to point B, a county road to take it from point B to point C, and a city street to take it from point C to point D,” Hayes said. “It does not work without that kind of system, and any part of that system that breaks

down means we don’t have the kind of economic growth we need in this state.”

The League remains committed to protecting the highway funding formula of 70 percent for the state and 15 percent each for counties and cities, Hayes said. That formula has been in place since 1965.

Achieving marketplace fairness for brick-and-mortar businesses in our cities and towns has been a priority for the League at home and at the federal level, and the Legislature is expected to take action on the issue this year. Rep. Dan Douglas has filed HB1002, which requires out-of-state sellers to collect and remit Arkansas sales tax when gross revenue from sales subject to the tax exceeds \$100,000. As of press date, the bill is poised to move toward a House floor vote.



Douglas

Rep. Douglas was on hand at the conference to give his perspective on the issue. With the reversal last year by the U.S. Supreme Court of the 1992 Quill decision, Douglas said, it paves the way for us to even the playing field for the local retailers in our cities and towns who have lost out to the ever-increasing online marketplace.

“Our local retailers employ our citizens,” Douglas said. “They pay property tax to support our schools and our cities and our towns. They’re the ones that buy the ads in the yearbook and at the baseball field and football field. They’re the lifeblood of our communities, and we have been putting them at a 10 percent disadvantage. It’s unfair taxation.”

Staying in contact with legislators and keeping up with legislation that affects cities and towns is paramount during the session, and the League has resources to help local leaders stay well armed with the latest information. The Legislative Action Center on the League’s website, [www.arml.org](http://www.arml.org), provides numerous links to keep city and town officials informed, such as contact information for all Arkansas legislators and the online version of the



*Legislative Bulletin*, which tracks all bills of League inter-



League Deputy Director Whitnee Bullerwell covers the ways local officials can stay informed this legislative session and introduces the League's new legislative app for smartphones, ARML Leg.

est as they move through the legislative process.

The League has expanded its outreach efforts this year with the launch of a new legislative directory app for your smartphone. A link to download the app, ARML Leg, can be found on the Legislative Action Center.

In addition to the general sessions covering legislation important to cities and towns, transportation funding, workforce development, and other key issues, the 2019 Winter Conference featured five core hours and three hours of continuing education as part of the League's voluntary certification program for municipal officials. With so many newly elected, first-time officials joining us, this year's core educational blocks were tailored specifically for them. The popular "City Government 101" course provides an overview of the functions of local government and the state statutes that guide city and town governance. Part two of the course served to introduce the League and its various programs



Krejci

and services, which are all designed to help cities and towns run more efficiently, save taxpayers money, and thrive.

Guest speaker Sheila Krejci, a consultant with a masters in human resource development, led the continuing education portion of the Winter Conference. She offered practical tips on how cities and towns can mitigate harassment and other unacceptable behavior and cultivate municipal workplaces of respect and civility.

## **Awards and recognitions**



JoAnne Bush, recently retired longtime mayor of Lake Village, accepts the Don A. Zimmerman Dean's Chair, presented for her many years of service to the League.

The Winter Conference each year serves as an opportunity to honor various city and town leaders and their hometowns for their service and their accomplishments over the past year. This year the League bestowed a rare honor upon one of its longest-serving members, recently retired Lake Village Mayor JoAnne Bush, who was presented with the inaugural Don A. Zimmerman Dean's Chair. The presentation was made during the opening night banquet, Jan. 16.

The chair, which honors extraordinary service to the League, has only been presented a few times in the past two decades, and from this year forward it is named in honor of the League's longtime Executive Director Don Zimmerman, who died in June 2018.

Bush, who retired at the end of 2018 after 46 years of service to Lake Village, served the League for 29 years on various boards and committees. She also served as a district vice president and as League president in 2008-2009. Bush was also among 18 current or former city officials to be named an Honorary Life Member. This designation is presented to city and town officials who have shown their dedication by serving on League committees or boards for 10 years or more.

Also during the opening night banquet, the League recognized 121 city and town officials who in 2018 either achieved or maintained their status as Certified

Municipal Officials through the League’s voluntary certification program.

For the third Winter Conference in a row, the League has partnered with Arkansas Business Publishing Group (ABPG) to present the organization’s Trendsetter City Awards, which recognize innovative local initiatives that improve the quality of life in communities across Arkansas. ABPG has renamed its top Trendsetter Award the Don A. Zimmerman Pinnacle Award in honor of the League’s late leader. This year’s winner was Monticello, which last year expanded parks access to children and adults of all abilities with the opening of its new Miracle League field. There are now six Miracle League ballparks in Arkansas, but Monticello’s is the first in the south-eastern part of the state. The Trendsetter City Awards were presented during the conference’s opening general session, Jan. 17.

Each year the Arkansas Department of Human Services Office of Communications and Community Engagement honors communities for their volunteer efforts throughout the year. The winning Volunteer Communities of the Year for 2018 are Fairfield Bay, Greenbrier, Russellville, and Van Buren. DHS presented

the awards at a Jan. 17 luncheon during the League’s 2019 Winter Conference in Little Rock, with Gov. Asa Hutchinson and Bruce Davis, chairman of the Governor’s Advisory Commission on National Service and Volunteerism, presenting the awards. Ashley Ketz of KARK-TV emceed the presentation. 🏆



PHOTO BY ANDREW MORGAN.

Monticello receives the Don A. Zimmerman Pinnacle Award from the Arkansas Business Publishing Group for installing a Miracle League ball field in the city, a first for the southeast region of the state.



PHOTOS BY RANDALL LEE.

Clockwise from top left, Fairfield Bay, Greenbrier, Russellville, and Van Buren were the 2018 Volunteer Communities of the Year. The cities were recognized at a luncheon on Jan. 17 during the 2019 Winter Conference.

YOU'RE THE LEADER YOUR  
COMMUNITY NEEDS.

TELL CONGRESS WHAT YOU NEED  
TO GET IT DONE.



**Build partnerships with federal leaders  
that deliver results for your hometown.**

*Join thousands of city leaders March 10-13 at our  
annual advocacy conference in Washington, D.C.*

- ▶ Effectively advocate for your city's priorities
- ▶ Learn how to be a better leader
- ▶ Expand your network

**CAPITOL HILL DAY**

We'll help you connect with your Member of  
Congress on Wednesday, March 13.

| [CCC.NLC.ORG/SML](http://CCC.NLC.ORG/SML) |

STATE LEAGUE  
MEMBERS RECEIVE A  
DISCOUNT

**BEST  
RATE!**

**Congressional City  
Conference**

March 10-13, 2019 | Washington, DC

**NLC** NATIONAL  
LEAGUE  
OF CITIES

# 2019 Winter Conference Snapshots





# 2019 Winter Conference Snapshots







## Six ways to connect across divides

We are wired to connect. As people, we comprise the same in-group. Here are six accessible, evidence-based reset strategies that help you connect across divides.

By Frieda K. Edgette

Some days it feels like there is more that divides us than unites us. Growing distrust in government, domestic racial tension and immigration, urbanism to rural and suburban living, partisan gridlock, inter and intra-government coordination, generational shifts in the workplace, and technology changing the way we live, work, and play. It can feel overwhelming. Where do we start?

The good news is that a growing body of science is rewriting the narrative of natural competition to collaboration. Rather than Darwin's survival of the fittest, researchers find that people are prone more so for connection. With more than 99 percent of human DNA being shared, our collective well-being increases individual thriving, too—especially in our increasingly interconnected world. We connect through shared experience, communication, altruism, and our values of public service.

So, what gets in the way of our innate desire to connect?

Neuroscience illuminates some answers. While we are interdependent, we can have a greater affinity with those we perceive to be similar to ourselves: our in-group (“us”). Those we perceive as different are out-groups (“them”). In-groups fulfill basic human needs for survival, belonging, and meaning. We intuitively turn to them for help, for security, and for love. There is no limit to how we define our in-groups: gender, race, geography, political affinities, religion, hobbies, vocation, and age are but a few. When we confront an out-group,

structures in the brain are triggered. Our brains tell us we are under threat—whether we are or not. This threat response, referred to as “fight or flight,” activates our amygdala, the part of our brain that reacts to old memories, and floods us with a stress hormone called cortisol. We hear a conflicting political view: Our amygdala fires up. We see someone who looks different: same thing. Funding from the national body gets pulled: There it goes. We tense up. We hear less. We shift into tunnel vision. We become fearful, anxious, or agitated. In short, we are significantly limited from operating at our best.

Remember that good news: We are wired to connect. As people, we comprise the same in-group. Below are six accessible, evidence-based reset strategies that help you connect across divides.

### 1. Take five minutes to self-assess.

Honestly assess who you are. Start by listing five to 10 identities you use to describe yourself. What favorable and unfavorable perceptions are ascribed to each? Let's take public servant as an example. Favorable perceptions include altruistic, integrity, problem-solvers, and visionary. Unfavorable perceptions may include out of touch and self-interested. Then, go a bit further. What media do you follow? What life experiences define who you are? Who is in your circle? Your answers shape how you make sense—and respond—to others and the world around you. When complete, review your answers. There is no right and wrong here. What do you notice? How does this inform how you connect with others?



## 2. Practice self-management.

What is your natural response when presented with difference? Do you fight, flee, or freeze. Take note of your default mode. Develop an “in-the-moment” strategy to self-manage versus getting hijacked by your amygdala. If you want to fight, set a timer for one minute. Count your breaths on the exhale. Try to focus only on the inhale and exhale of your breath. This breathing exercise helps equalize the nervous system and calm the mind. If you want to flee, assume a confident, open posture with shoulders back, chest open, and soften your face. This “power pose” releases testosterone in the body, which increases confidence, authenticity, and perseverance.

## 3. Ask open-ended questions—and just listen.

Get curious. Who is the person behind the identity? What experiences shaped their life? What is important to them? Ask open-ended questions that preferably start with “what” and “how.” (Asking “why” can put people on the defense.) Just listen. Your mission is to understand. Actively listening builds empathy, the ability to understand the thoughts, feelings, and experiences of another. When we are “in it” with the other person, “mirror neurons” are activated in our brains. It is like we are having the same experience. Empathy reduces prejudice and stress from overwhelming us. Additionally, both empathy and active listening flood our brains with oxytocin, cortisol’s counter hormone that makes us feel good and builds trust.

## 4. Shake hands before a meeting.

Human contact is a sure way to release oxytocin. Do this gesture before a meeting and genuinely check in with the other person. “How are you?” “What are your hopes for this meeting?” “What are you looking forward to today?” The oxytocin boost helps prime the conversation for collaboration. It also communicates non-verbal cues of presence and appreciation. I challenge you to high five, too. Professional NBA teams that high five, fist bump, and pat each other on the back during practice experience improved performance come game time.

## 5. Make eye contact.

Eyes are windows into the person. When talking with others, looking into people’s eyes offers non-verbal recognition and respect. The gesture validates the speaker, conveys esteem, and activates the reward circuit regions in the brain. It is also associated with increased credibility.

## 6. Positively model the way.

As a leader, your attitude is contagious! Managers who emote greater positivity are more accurate and careful in decision-making. They are also more effective interpersonally and have happier, more productive workplaces in which coordination is more easeful and felt effort is reduced. Having a rough day yourself? Take two minutes to power pose. You’ll feel the difference.

Start small. Apply these accessible, achievable connection points into your daily communications. Expand on what works. Iterate what doesn’t. Our communities will be better for it.

*Frieda K. Edgette is a certified executive coach and organizational strategist with a political background. This article appeared originally Aug. 9, 2017, on the blog of the International City/County Management Association, [icma.org](http://icma.org), and is reprinted with permission.*



We work here. We live here.

We're invested  
in Arkansas.

+ For more information, contact: Mike Griffin, PE  
Director of Aviation | [MJGriffin@GarverUSA.com](mailto:MJGriffin@GarverUSA.com) | 501.376.3633

# Annual Statements

The suggested **FORM A** is for use by cities of the first class, second class, and incorporated towns to comply with 14-59-116.

## Form A

City or Town of \_\_\_\_\_  
 (Cities of the first class, second class, and incorporated towns)  
 Financial Statement January 1, 2018—Dec. 31, 2018

### GENERAL FUND

Balance January 1, 2018	\$ _____
Cash Receipts	
State Revenues	\$ _____
Property Taxes	\$ _____
Sales Taxes	\$ _____
Fines, Forfeitures, and Costs	\$ _____
Franchise Fees	\$ _____
Transfers In	\$ _____
Other	\$ _____
Total Receipts	\$ _____
Total General Fund Available	\$ _____
Expenditures	
*Administrative Department:	
Personal Services	\$ _____
Supplies	\$ _____
Other services and charges	\$ _____
Capital Outlay	\$ _____
Debt Service	\$ _____
Transfers Out	\$ _____
Total Expenditures	\$ _____
Balance General Fund Dec. 31, 2018	\$ _____

### STREET FUND

Balance January 1, 2018	\$ _____
Cash Receipts	
State Revenues	\$ _____
Property Taxes	\$ _____
Sales Taxes	\$ _____
Franchise Fees	\$ _____
Transfers In	\$ _____
Other	\$ _____
Total Street Receipts	\$ _____
Total Street Fund Available	\$ _____
Expenditures	
Personal Services	\$ _____
Supplies	\$ _____
Other services and charges	\$ _____
Capital Outlay	\$ _____
Debt service	\$ _____
Transfers out	\$ _____
Total Expenditures	\$ _____
Balance Street Fund Dec. 31, 2018	\$ _____

The classification of expenditures shall be by department, i.e., administrative, police department, fire department, parks department, etc.

### INDEBTEDNESS

Type of Debt	Amount	Date Last Payment Due
Property Tax Bonds	\$ _____	_____
Short term financing obligations	\$ _____	
Sales & Use Tax Bonds	\$ _____	
Revenue Bonds	\$ _____	
Lease Purchase Agreements	\$ _____	
		Date Free of Debt
<b>Total</b>	\$ _____	_____

All financial records for the City of \_\_\_\_\_ are public records and are open for public inspection during regular business hours of \_\_\_\_ A.M. to \_\_\_\_ P.M., Monday through Friday, at City Hall in \_\_\_\_\_, Arkansas.

If the record is in active use or in storage and, therefore, not available at the time a citizen asks to examine it, the custodian shall certify this fact in writing to the applicant and set a date and hour within three (3) days at which time the record will be available for inspection and copying.

# Municipalities must publish annual financial statement


The time is rapidly arriving for the annual reporting of each city and town's financial statement. Refer to the *Handbook for Arkansas Municipal Officials*, 2017-18 ed., section 14-59-116 and section 14-237-113.

Ark. Code Ann. § 14-59-116 provides that the governing body of each municipality shall publish annually in a newspaper published in the municipality a FINANCIAL STATEMENT OF THE MUNICIPALITY by April 1 covering the previous calendar year (January through the end of December).

The financial statement should include the receipts and expenditures for the year. In addition, it should contain "a statement of the indebtedness and financial condition of the municipality."

Section 14-237-113 provides similar publication requirements for the operating authority of the WATER and SEWER DEPARTMENTS. Water and sewer departments administered by one or two commissions must comply with the law. If the water and sewer departments are administered by the city council, then it is the responsibility of the city council to comply with the statute.

What if no newspaper is published in the city or town? In that case, the statements may be posted in two public places in the municipality.

Suggested Forms A and B appear on these facing pages. For additional information, call the League at (501) 374-3484. You can buy a copy of the *Handbook for Arkansas Municipal Officials* at [www.arml.org/store](http://www.arml.org/store). 

The suggested FORM B is for use by water and sewer departments to comply with 14-237-113.

Form B		
City or Town of _____		
Financial Statement January 1, 2018—Dec. 31, 2018		
<b>WATER AND SEWER DEPARTMENTS</b>		
Balance January 1, 2018	\$ _____	
Cash Receipts		
Water Payments	\$ _____	
Sewer Payments	\$ _____	
Sanitation Funds	\$ _____	
Other	\$ _____	
Total Receipts	\$ _____	
Total Funds Available	\$ _____	
Expenditures		
Personal Services	\$ _____	
Supplies	\$ _____	
Other services and charges	\$ _____	
Capital Outlay	\$ _____	
Debt Service	\$ _____	
Transfers Out	\$ _____	
Total Expenditures	\$ _____	
Balance Water and Sewer Fund Dec. 31, 2018	\$ _____	
<b>INDEBTEDNESS</b>		
<b>Type of Debt</b>	<b>Amount</b>	<b>Date Last Payment Due</b>
Short term financing obligations	\$ _____	_____
Water Revenue Bonds	\$ _____	
Sewer Revenue Bonds	\$ _____	
		Date Free of Debt
		_____
<b>Total</b>	\$ _____	
All financial records of the Water and Sewer Department of (City or Town) of _____ are public records and are open for public inspection during regular business hours of ___ A.M. to ___ P.M., Monday through Friday, at the Water Department in _____, Arkansas.		
If the record is in active use or in storage and, therefore, not available at the time a citizen asks to examine it, the custodian shall certify this fact in writing to the applicant and set a date and hour within three (3) days at which time the record will be available for inspection and copying.		

# NOTICE:

## Annexation Reports Due March 1

### **Arkansas Code Ann. sections 14-40-2201 and 14-40-2202 provide:**

(a)(1) Beginning March 1, 2014, and each successive year thereafter, the mayor or city manager of a city or incorporated town shall file annually with the city clerk or recorder, town recorder, and county clerk a written notice describing any annexation elections that have become final in the previous eight (8) years.

(2) The written notice shall include:

(A) The schedule of services to be provided to the inhabitants of the annexed portion of the city; and

(B) A statement as to whether the scheduled services have been provided to the inhabitants of the annexed portions of the city.

(b) If the scheduled services have not been provided to the new inhabitants within three (3) years after the date the annexation becomes final, the written notice reporting the status of the extension of scheduled services shall include a statement of the rights of inhabitants to seek detachment.

(c) A city or incorporated town shall not proceed with annexation elections if there are pending scheduled services that have not been provided in three (3) years as prescribed by law.

### **Ark. Code Ann. § 14-40-2202. Inhabitants of annexed area**

(a) In all annexations under § 14-40-303 and in accordance with § 14-40-606, after the territory declared annexed is considered part of a city or incorporated town, the inhabitants residing in the annexed portion shall:

(1) Have all the rights and privileges of the inhabitants of the annexing city or incorporated town; and

(2) (A) Be extended the scheduled services within three (3) years after the date the annexation becomes final.

(B) The mayor of the municipality shall file a report with the city clerk or recorder, town recorder, and county clerk of the extension of scheduled services.

(b) If the scheduled services have not been extended to the area and property boundaries of the new inhabitants within three (3) years after the date annexation becomes final, the written notice reporting the status of the extension of scheduled services shall:

(1) Include a written plan for completing the extension of services and estimated date of completion; and

(2) Include a statement of the rights of inhabitants to seek detachment.

(c) A city or incorporated town shall not proceed with any additional annexation elections if there are pending scheduled services that have not been extended as required under this subchapter.


To obtain a sample Notice Describing Annexation Elections, and Schedules of Services access the "Legal FAQs" page of [www.arml.org/mldp](http://www.arml.org/mldp). 

## Certain municipal officials in first class cities may opt out of APERS

The Arkansas Public Employees Retirement System (APERS) provides cities with the opportunity to cover its employees and officials (Ark. Code Ann. § 24-4-303). The law states generally that the mayor and clerk "shall become participating employees upon taking office." On the other hand, the statute permits mayors and clerks of first class cities to opt out of APERS in order to participate in the local retirement plans provided for in Ark. Code Ann. §§ 24-12-121 and 24-12-123.

In order to make this election, the mayor or clerk must provide written notice to APERS within 90 calendar days of the date the official assumed office. Once made, this choice is irrevocable. Any employer contributions previously made on behalf of an official who elects not to participate will be refunded to the city and the official will forfeit service credit in the system.

Newly elected city attorneys or city treasurers in cities of the first class who are otherwise covered by a local pension fund may also take advantage of these provisions.

To contact APERS, call (501) 682-7800 or visit [www.apers.org](http://www.apers.org). 

**Foster Heavy Duty Services**  
 316 Thomas Road  
 White Hall AR 71602  
 870-247-2670  
 1530@ exit 36



**Joel or Noel Foster**  
 870-540-7918  
 Commercial Truck  
 Sales and Service

**Pierce Tanker Pumper**  
**\$49,500**



**2007 CCC Refuse Sideload, \$69,000**



**E-one ARFF Crash Truck, nice**  
**\$98,500**



**2002 Fire Engine \$85,000, pump tested, nice**



**International Jetter Truck**  
**\$19,500**



**International KME Pumper 750 Tank**  
**\$29,500**



**RED WING**  
 SOFTWARE

CenterPoint® Fund Accounting  
 and Payroll Software



**Get the FREE Guide:**  
**Switching from**  
**Basic to Fund**  
**Accounting**  
**Software.**

Distributed by

**CSAsolutions**  
 Accounting & Billing Specialists

[www.csasolutions.com](http://www.csasolutions.com) • 800.264.4465

To get your FREE guide visit: [www.redwingsoftware.com/home/fundguide](http://www.redwingsoftware.com/home/fundguide)

# ACCRTA scholarships available

The executive board of the Arkansas City Clerks, Recorders and Treasurers Association (ACCRTA) awards scholarships for tuition to attend the Municipal Clerks' Training Institute, the Academy for Advanced Education and the International Institute of Municipal Clerks' annual conference, all of which will enable Arkansas clerks to further educational training.

A scholarship honoring the memory of Bill S. Bonner will be awarded to a first-year attendee in the certification program at the Municipal Clerks' Institute in September 2019. This scholarship covers the registration fee.

Additional scholarships include: four local \$400 scholarships to attend the Municipal Clerks' Institute, Sept. 15-19, 2019, in Fayetteville; one \$400 scholarship for the Academy for Advanced Education, Sept. 16-17, 2019, in Fayetteville; and one \$400

scholarship to attend the International Institute of Municipal Clerks (IIMC) annual conference, May 19-22, 2019, in Birmingham, Ala.

These scholarships are in addition to the 11 regional scholarships awarded by the IIMC.

Completed scholarship application should be returned to the ACCRTA Scholarship Committee chair:

**Andrea Williams, CMC, CAMC**  
**City Clerk, City of Paragould**  
**301 West Court Street**  
**P.O. Box 1175**  
**Paragould, AR 72450**

Questions: [Andrea.Williams@Paragouldcity.org](mailto:Andrea.Williams@Paragouldcity.org)  
 or **(870)239-7500**.

## 2019 APPLICATION FOR SCHOLARSHIP ASSISTANCE

I, \_\_\_\_\_ am a member of the Arkansas City Clerks, Recorders and Treasurers Association and the International Institute of Municipal Clerks, and do hereby apply for assistance from ACCRTA. (Applicant must be a City Clerk, Deputy City Clerk, Recorder, Treasurer or related title at the time of application.)

Name \_\_\_\_\_ Title \_\_\_\_\_

Street Address or P.O. Box \_\_\_\_\_

City, State, Zip \_\_\_\_\_

Telephone \_\_\_\_\_ Date assumed present position \_\_\_\_\_

Other related experience: Title \_\_\_\_\_ Municipality \_\_\_\_\_ Years \_\_\_\_\_

Education: H.S. \_\_\_\_\_ Graduate College (years) \_\_\_\_\_ Degree \_\_\_\_\_

Check one: This application is for a \_\_\_ First \_\_\_ Second \_\_\_ Third year Institute

What are the approximate costs of the institute you plan to attend? \_\_\_\_\_

Travel/Transportation \_\_\_\_\_ Registration Fee/Tuition \_\_\_\_\_

Lodging and Meal \_\_\_\_\_ Total Amount \_\_\_\_\_

How much does your municipality budget your department yearly for education? \_\_\_\_\_

What is your reason(s) for applying for this scholarship \_\_\_\_\_

I understand that if a scholarship is awarded to me, it must be used between Jan. 1, 2019, and Dec. 31, 2019, and that I must attend all sessions.

I do hereby attest that the information submitted with this application is true and correct to my best knowledge.

Signature: \_\_\_\_\_ Date: \_\_\_\_\_

### CHECK THE SCHOLARSHIP FOR WHICH YOU ARE APPLYING:

<input type="checkbox"/>	Municipal Clerks' Institute, Fayetteville	September 15-19, 2019	<b>Deadline: May 31, 2019</b>
<input type="checkbox"/>	Academy for Advanced Education, Fayetteville	September 16-17, 2019	<b>Deadline: May 31, 2019</b>
<input type="checkbox"/>	IIMC Conference, Birmingham, Ala.	May 19-22, 2019	<b>Deadline: April 15, 2019</b>

**Disclaimer:** ACCRTA will not be responsible for applications that do not reach the chairman by the deadline. Please feel free to call after a few days to be sure your application was received.

# ACCRTA seeks nominations for Clerk of the Year

The Municipal Clerk of the Year Award recognizes a member of the Arkansas City Clerks, Recorders, Treasurers Association (ACCRTA) who has made significant contributions to the objectives of the municipal clerks profession and to the improvement of municipal government in Arkansas and the clerks own community.

Qualities are length of service, good relationship with other clerks, interest in education, attendance at national and regional conferences, community volunteer, advancing and supporting the municipal clerks association.

Any municipal official or ACCRTA member may nominate a candidate for Municipal Clerk of the Year for 2019. The finalist will be honored at the 85th Annual Arkansas Municipal League Convention, June 12-14, 2019, in Little Rock.

**The deadline for nominations is April 15, 2019.**

## Requirements for nominees:

- Has been an active ACCRTA member for at least five years
- Holds a city clerk/recorder/treasurer or deputy position
- Is a Certified Municipal Clerk or Certified Arkansas Municipal Clerk
- Provides service to other municipal clerks in the state as the opportunity exists
- Exhibits leadership

## Complete the nomination information below and send to:

**Denise Johnston, ACCRTA Vice President  
Clerk/Treasurer, City of Batesville  
500 East Main  
Batesville, AR 72501  
cityclerk@cityofbatesville.com.**

## Municipal Clerk of the Year 2019 Please Submit the Following Information

NOMINEE'S FULL NAME AND TITLE \_\_\_\_\_

ADDRESS, CITY, ZIP \_\_\_\_\_

BUSINESS PHONE \_\_\_\_\_

NAME OF THE CITY THE MUNICIPAL CLERK REPRESENTS \_\_\_\_\_

YEARS SERVED AS CLERK, RECORDER, TREASURER OR DEPUTY CLERK AND YEAR APPOINTED OR ELECTED \_\_\_\_\_

ARKANSAS CITY CLERKS, RECORDERS, TREASURERS ASSOCIATION (ACCRTA) MEMBER YEARS SERVED AND DATE OF MEMBERSHIP \_\_\_\_\_

ACCRTA OFFICES HELD \_\_\_\_\_

ACCRTA MEETINGS ATTENDED \_\_\_\_\_

ACCRTA, IIMC, OR ARKANSAS MUNICIPAL LEAGUE COMMITTEE SERVICE, COMMITTEES SERVED ON AND NUMBER OF YEARS SERVED \_\_\_\_\_

INTERNATIONAL INSTITUTE MUNICIPAL CLERK (IIMC) PARTICIPATION AT ANNUAL AND REGIONAL MEETINGS \_\_\_\_\_

IIMC WORKSHOPS (DISTRICT MEETINGS) ATTENDED \_\_\_\_\_

MUNICIPAL CLERKS INSTITUTE ATTENDANCE (NUMBER OF YEARS AND CLASSES ATTENDED) \_\_\_\_\_

CERTIFICATION RECEIVED:

IIMC CERTIFIED MUNICIPAL CLERK,  IIMC MASTER MUNICIPAL CLERK OR  CERTIFIED ARKANSAS MUNICIPAL CLERK

DATE OF CERTIFICATION \_\_\_\_\_

ARKANSAS MUNICIPAL LEAGUE CONFERENCES ATTENDED \_\_\_\_\_

EDUCATION PROGRAM PARTICIPATION (INSTRUCTOR, PANEL MEMBER, MODERATOR) \_\_\_\_\_

COMMUNITY INVOLVEMENT \_\_\_\_\_

LEADERSHIP ACTIVITIES \_\_\_\_\_

OTHER ACTIVITIES \_\_\_\_\_

NAME OF INDIVIDUAL SUBMITTING NOMINATION \_\_\_\_\_

ADDRESS \_\_\_\_\_

PHONE NUMBER \_\_\_\_\_

SIGNATURE \_\_\_\_\_

DATE \_\_\_\_\_

NOMINATOR: PLEASE BRIEFLY SUMMARIZE THE REASONS WHY YOU BELIEVE YOUR NOMINEE SHOULD BE SELECTED AS THE 2019 MUNICIPAL CLERK OF THE YEAR. \_\_\_\_\_  
\_\_\_\_\_  
\_\_\_\_\_

First United Methodist Church Early Childhood Center, located in Conway, maintains the highest (Level 3) status with the Better Beginnings program, Arkansas's Quality Rating Improvement System.



# Shaping our future economy: Return on investment for early childhood education

By Moriah Bruner

**O**n average a child spends 11,500 hours in early childhood care and education (ECCE) settings from birth to age five. This includes time spent in daycares, preschools, and other care environments. This critical period of development is when executive function matures, specifically the five “soft skills” necessary for success in the workforce later in life: problem solving, adaptability, time management, organization, and communication. In fact, 85 percent of a child’s intellect, personality, and social skills are developed by the age of five.

The Committee for Economic Development (CED), a nonprofit, nonpartisan, business-led public policy organization, supports state investments in high-quality ECCE for children ages birth to five and estimates a long-term return on investment of 16 percent, a higher return than investments in education for older children. The greatest determinant of quality is well-qualified instructional staff, yet national, state, and regional studies indicate a shortage of well-qualified early childhood educators due to low pay, scarce benefits, and high stress.

In Arkansas, employees in early childhood education are poorly compensated, work in under-resourced programs, and are difficult to retain. According to the 2017 UAMS workforce study on instructional staff in ECCE, 40 percent of employees reported being food insecure

(the number was 50 percent for ECCE workers caring for infants and toddlers). Furthermore, 50 percent of employees in the field were not offered health insurance through their jobs, 40 percent were not receiving any kind of education or credential to work with children, and 35 percent reported they planned to leave the ECCE field within two to five years.

To improve quality of life for an estimated 16,000 ECCE staff in Arkansas, increase educational outcomes for children in the state, and nurture a skilled workforce, public-private partnerships must be formed to solve the financial disincentives for careers in infant, toddler, and preschool education.

Jamie Rayford, chief operating officer at the Batesville Area Chamber of Commerce, sees her community coming together to address this important economic issue.

“Communities with future economic prosperity in mind should be, as we are in Independence County, taking a very hard look at the barriers preventing their residents from accessing quality, affordable early childhood education,” Rayford said. “If we want to get serious about building our workforce capacity, we have to get serious about preparing our youngest residents’ capacity to learn.”



Your community can get involved by:

- Raising awareness of the importance of early childhood education, including making parents, local elected officials, and the general public aware of the science of brain development and the importance of quality early learning experiences.
- Exploring options for quality incentives, including incentives for teachers and directors on the basis of educational attainment and retention as well as tax credits for program quality.
- Establishing a mentoring program facilitated by local experts to coach ECCE staff, especially in methods for teaching children with behavioral challenges and special needs.
- Paying close attention to the needs of infant/toddler teachers, who often face the greatest challenges of those working in ECCE.
- Sharing information with constituents about existing legislation currently underutilized that provides tax credits for eligible families who pay for early childhood education and allows businesses to receive tax credits for making certain contributions toward improving access to licensed quality programs.

There is much work to be done to increase access to affordable, high-quality early childhood education programs across the state. Nevertheless, investing in quality early learning experiences for our children now will yield a stronger workforce and more resilient and sustainable Arkansas communities.

More information and resources on this topic are available through Arkansas's Invest Early Coalition ([www.aradvocates.org/campaigns/invest-early](http://www.aradvocates.org/campaigns/invest-early)), UAMS Family and Preventative Medicine ([familymedicine.uams.edu/arkansas-workforce-study](http://familymedicine.uams.edu/arkansas-workforce-study)), and T.E.A.C.H. Early Childhood National Center ([teachecnational-center.org](http://teachecnational-center.org)).



*Moriah Bruner is project coordinator at UCA's Center for Community and Economic Development ([uca.edu/cced](http://uca.edu/cced)). Contact her at [mbruner1@uca.edu](mailto:mbruner1@uca.edu) or (501) 450-3460.*



# Improving Our World One Project at a Time

**olsson**

**Same great company. Just a shorter name.**

We're Olsson (formerly Olsson Associates), a nationally recognized engineering and design firm that adds purpose to every project we complete.

[olsson.com](http://olsson.com)



## Voluntary Certified Continuing Education Program

The League’s Voluntary Certified Continuing Education Program continues in 2019 with workshops covering topics helpful to municipal leaders. The voluntary certification plan is approved by the Executive Committee and consists of 21 credit hours of topics.

For those city officials who have completed the 21 hours of core curriculum, you must annually obtain 6 hours of continuing education to maintain your certification status. The required 6 hours must be gained by attending the hours of continuing education offered at the ADA (Americans with Disabilities Act) Workshop, 2019 Planning & Zoning Workshop, or the 85th Annual Convention.

The Program is for Arkansas mayors, city administrators, city managers, city directors and aldermen, city recorders, recorder/treasurers, city clerks, clerk/treasurers.

The next workshop at League Headquarters is:

- ADA (Americans with Disabilities Act) Workshop (5 continuing hours), 9:00 a.m. to 3:30 p.m. March 14, 2019, at League headquarters.
- Planning & Zoning Workshop (5 continuing hours), 9:00 a.m. to 3:00 p.m. April 17, 2019, at League headquarters.

For more information contact Whitnee V. Bullerwell at (501) 374-3484 Ext. 206, or email [wvb@arml.org](mailto:wvb@arml.org).



## GREEN COMMUNITIES BY DESIGN



[craftontull.com/insights](http://craftontull.com/insights)



**Crafton Tull**  
architecture | engineering | surveying

# Municipal leaders invited to 45th Arkansas Governor's Conference on Tourism



Dear Municipal League Members,  
I invite you to join me and your fellow city leaders during the 45th Arkansas Governor's Conference on Tourism, Feb. 24-26 in Hot Springs. The annual gathering of Arkansas's tourism industry offers sessions on a variety of topics, including bringing new travelers to your community, festival planning, and promoting cities and attractions. Registration and hotel information will soon be online at [arkansas.com/governors-conference](http://arkansas.com/governors-conference).

I've had the privilege to work with many of you through the years, and now in my role as Arkansas Tourism Director, I'm even more excited about the future of tourism growth in Arkansas. The annual Governor's Conference helps us all learn new ways to sell the state as a whole while building upon past successful city-level projects.

The Governor's Conference is a perfect way to connect cities from across The Natural State. Each of you has a story to tell that will compel travelers to visit your area. Whether you're a city of 100 or 100,000, you have an attraction or event that will cause someone to say, "You

know, I might just stop there." And those "hidden stories" are exactly what we want to capitalize on.

Tourism is one of the leading industries in our state. Arkansas draws in close to 30 million visitors per year, over \$7 billion in economic travel expenditures, \$148 million in local taxes, and \$404 million in state taxes. Approximately \$1.4 billion in wages are generated by 66,000 tourism-related jobs. Tourism is big business!

These figures represent economic development opportunities for all of us. The Arkansas Tourism Department is here to help you at the local level. At the state level, my aim is to help facilitate conversations and projects between cities via promotional efforts, networking events, and tourism development strategies.

If you have questions or would like more information about this year's Governor's Conference, please reach out to me at (501) 682-1088 or [jim.dailey@arkansas.gov](mailto:jim.dailey@arkansas.gov).

Sincerely,  
Jim Dailey  
Arkansas Tourism Director

# Getting back in the groove after the holidays

Christmas is considered by many to be a magical time. It can also be a very stressful time for many employees. Now that Christmas and the holiday season are behind us, how do your employees transition back to a normal work routine?

For many, the adjustment is smooth. Some employees, however, may have found the holidays to be so stressful that they turned to using drugs or abusing alcohol as stress relievers, and this is a problem.

With companies conducting drug tests as part of employment, the drug-using employee has to be concerned about the possibility of being found out. What if they are selected for a drug test? How can they continue to abuse substances and not fail a test? These concerns can lead to anxiety, secretive behaviors, absenteeism, personality changes, and attempts to defraud a test if selected to provide a specimen. Drug testing companies routinely find higher positive test results in the beginning of a new year.

Several factors come into play at a workplace during the ending of a year and the beginning of a new one.

1. Employers need to review their testing program for policy compliance and any needed updates.
2. How many employees were tested during the year, and how many positive tests were found?
3. How were the employees who failed drug tests managed—terminated, treated, return-to-duty monitoring?
4. Were the workers identified with positive test results a certain sector of employees (in a specific department, day workers or night shifts, part-time workers or full-time workers)?
5. Did you treat all employees fairly during the testing?

These five steps are important and need to be undertaken early in 2019. Don't forget that medical marijuana has been approved in Arkansas, so it is possible employers will have to handle this matter. Additionally, the U.S. Department of Transportation is considering alternative testing methods, so stay tuned on this forthcoming information.

How things are managed now will impact the success of the drug/alcohol testing program you conduct. Be aware that you may find some employees needing help as they adjust to the New Year.

## Do employees have to sign a consent-to-test form?

The answer is no.

Well, if that is true, then what forms may an employee with a commercial driver's license (CDL) be required to sign?

This becomes a confusing situation because non-federally regulated employees may sign forms as required by their employers. Some consent forms, however, may not be signed by a CDL-carrying employee. Let me explain why this is true.

When a CDL employee is hired, they must sign a document agreeing to abide by the federal regulations applicable to their mode. Therefore, by signing that document, the employee has already agreed to drug/alcohol testing and every other regulation.

Specimen collection sites often require employees to sign a consent-to-test form, and it is not a DOT requirement. If your local clinic is doing this, please let them know it is not an acceptable practice. They may, however, ask the employee to complete a drug test information form. That form would give the clinic the employee information needed for billing and reporting of results, but it may contain wording that states, "I consent to testing." The difference in forms often causes confusion. Employers really do not want any form in an employee's drug testing file with the word "consent" beyond the very first employment form.

We at a'TEST Consultants, Inc., and Drugtestreports.com want to express our appreciation to the Arkansas Municipal League and the cities and towns of Arkansas for giving us the opportunity to provide substance abuse management services to you. If you are in need of training, random testing management, on-site testing services, background checks, would like to set up a new account, or need someone to answer your concerns, please call Matthew at (501) 376-9776.

*a'TEST CONSULTANTS, Inc., provides drug and alcohol testing as a service of the Arkansas Municipal League Legal Defense Program. The program helps cities and towns comply with the U. S. Department of Transportation's required drug testing for all holders of commercial drivers' licenses.*

# MHBP Tips: Employee wellness makes (dollars) and sense

**W**ellness programs and benefits have been springing up all over the place in the last several years, and for good reason. With over 50 percent of healthcare expenditures related to lifestyle choices, such as poor eating habits, accidents, immobility, and tobacco use, employers are searching for ways in which they can help their folks adopt and maintain healthy behaviors.

The benefits of promoting a healthier lifestyle are enormous. Healthy behaviors lead to lower health risks, which in turn lead to less chronic disease. With less chronic disease, employees have fewer health care costs. With a healthier workforce, we also see a reduction in absenteeism, as well as an increase in morale and higher rates of productivity.

To do our part in promoting healthy behaviors, the Municipal Health Benefit Program (formerly the Municipal Health Benefit Fund) offers a Preventative Care Program designed to encourage our covered members to identify health risks and to adopt and maintain healthy habits. As part of our program, MHBP will reimburse annual routine preventative care at 100 percent of the allowable charge. Further, services provided under the Preventative Care Program are not subject to a



co-payment, a deductible, or co-insurance. This means that if one of our covered members engages in a Preventative Care Program benefit, their member responsibility is \$0.

Some of the services included in the Preventative Care Program are:

- Annual physical exam
- Annual general health panel
- Well-baby/child visits
- Annual pap screenings
- Tobacco cessation program
- Colon-rectal examinations (age restrictions may apply)
- Annual mammograms (including 3-D procedures)
- Immunizations and inoculations (flu, HPV, shingles, children's vaccinations, and more)
- Chest X-rays

MHBP is committed to improving our covered members' health behaviors and reducing elevated health risks. Our Preventative Care Program is just one way in which we can accomplish that goal. In the future, we hope to expand our wellness benefit offerings, and collaborate with the cities and towns that make up the MHBP to discover more ways in which we can have a positive impact on the well being of our municipal workforce. 🏛️

## 2019 Act 833 Deadline for Arkansas Fire Departments

**T**he 2019 Act 833 application period will open **Jan. 1, 2019**, and will close **June 30, 2019**.

Act 833 of 1992, "Funding for Fire Departments," is administered by the Arkansas Fire Protection Services Board (AFPSB) and requires all Arkansas fire departments to become certified in order to be eligible for funding. Certification requirements include possession of a NFPA 1901 compliant fire suppression apparatus, a minimum of six active members with 16 hours of certified training, and personal protective equipment (PPE) for all active members. New for 2019—Online application at the Arkansas Fire Portal [arfire.arkansas.gov](http://arfire.arkansas.gov). To request log-in credentials contact your county LEMC/Fire Coordinator or State Fire Coordinator Kendell Snyder at (501) 683-6781 or email [fire/emsservices@adem.arkansas.gov](mailto:fire/emsservices@adem.arkansas.gov). 🏛️

# What happens when reasonable people fail to agree?

By Jim von Tungeln

The planning function in municipal government isn't always a smooth process. Contention can rule. Elected officials know this. Planners know and expect it. Even the courts agree. Judges observe that planning raises issues on which reasonable people can and do differ in their conclusions. The only ones who don't understand it are citizens. They expect things to be decided clearly, specifically, and in their favor.

This isn't always possible. Those whom planners like to call "stakeholders" represent a wide range of viewpoints, many of which seem equally valid. They come from diverse sources. Some even occur internally within staff or departments, placing the planning commission in the middle of a family squabble.

For example, modern transportation planners cite a causal relationship between the width of streets and unsafe driving. Wide streets tend to encourage faster driving. This, in turn, can result in more traffic accidents. They propose narrower streets. This would seem to address a definable urban problem, as recommended by the planning department.

But wait. Firefighters must navigate a 75,000-pound vehicle down those streets and may need additional room for the extension of stabilizers. How does narrowing the widths of streets figure into that? Which is the more important issue, traffic accidents or structure fires? Is there a point along a line of argument that could satisfy both sides? Who will make the final determination?

Other professionals can and do disagree on specifics. For example, one professional may see a drainage area that should be left in its natural state. Another may study the same property and see a potential recreation area that can be developed into a community asset. At the same time, planning commissioners may lack the expertise required to arbitrate the discussion. What will elected officials do when the matter arrives in their hands?



PHOTO CREDIT: THE GEORGE F. LANDEGGER COLLECTION OF ALABAMA PHOTOGRAPHS IN CAROL M. HIGHSMITH'S AMERICA, LIBRARY OF CONGRESS, PRINTS AND PHOTOGRAPHS DIVISION.

Most agree that this neighborhood in Birmingham, Ala., should be upgraded. Not all agree with what should become of the existing residents.

Disagreements outside city hall can become even more complicated. One of the most contentious issues in urban planning involves the concept called "gentrification." This refers to the process of repairing and rebuilding homes and businesses in a deteriorating, or under-utilized, area of the city. Often these are urban neighborhoods that have traditionally housed low- or moderate-income families. An influx of middle-class or affluent people often results in the displacement of earlier, usually poorer residents. Opinions can and do vary.

On the one side are community planners who regard investment in older neighborhoods as positive. A traditional model of community rebirth follows a path of deterioration, followed by low values, followed by re-investment and eventual stabilization. They regard gentrification as the first step in the re-investment stage of the cycle. New and better housing will benefit any neighborhood. Vacant or derelict housing may become renovated and occupied. Property values will increase. Redevelopment of existing neighborhoods can reduce sprawl. Such development benefits the entire community. Right?

Some disagree. High on their list of concerns is the displacement of the original inhabitants of the area. They may suddenly find themselves unable to afford to live in the only neighborhood in which they've ever been allowed. This also involves the loss of neighborhood identity. While some may see a neighborhood as a blighted area, to the families who live there it may be a multi-generational homeplace. Planning, unfortunately, doesn't always escape insensitivity. Adopted plans or policies don't always take into account the psychological damage that displacement, or loss of cultural identity, can create.

Other concerns include increased rent prices, a potential increase in homelessness, resentment between old and new residents, loss of traditional businesses, and a reduction in affordable housing. These are valid concerns that must be weighed against the benefits of community improvement. It is a debate argued with increasing vehemence all over our country.

Familiar differences also arise. More often than not, they arise between developers and those cities that adopt a zoning code, a subdivision code, or a building code. One hears the claim that [any city in our state] enforcing such codes is presently driving development away to another city.

Any city? Without exception? Is this an exaggeration? Yes, a slight one.

Developers have valid arguments, though. Many planners lack an understanding, for example, of finance. They don't consider the time value of money and what it costs a builder who must wait an additional month or two for application approval. Conversely, they fail to consider the potential savings to that same builder if permit approvals could be done with "one-stop shopping." It is also true that some "design hoops" through which an investor must jump are not based on the health, safety, and welfare of the community. Rather, they arise from the personal visions of what constitutes pleasant urban design in the minds of planners.

Those with other views claim to protect the interests of "stakeholders" who, though benefiting from development, may suffer from side effects and the dread "Law of Unintended Consequences." They disagree with proponents of unregulated development. Such proponents may include individuals and entities described by the marketing profession as enjoying "first-mover advantage" (FMA). It is the advantage gained by the initial beneficiaries of development. This might include the municipal departments that benefit from initial revenue generated by sales tax on the development. It benefits the city temporarily while neglecting the long-term costs of infrastructure and its maintenance.

Also benefiting from development are those experiencing the so-called "free-rider advantage." This occurs when people take advantage of the use of a common resource, or collective good, without paying for it, as is the case when citizens of an area utilize public goods without paying their fair share in taxes. Those who pay may push back on projects as a result. For example, local residents may resist new traffic arteries that they feel will disproportionately benefit commuters while impairing the neighborhood stability of local citizens who will be paying for the projects.

The Strong Towns organization ([strongtowns.org](http://strongtowns.org)) has produced a base of information documenting the life-cycle costs of municipal development to municipalities as well as the hidden disadvantages that can occur. Their work provides a strong argument for taking a closer look at the total cost of a development to a city.

With valid but conflicting arguments facing municipal decision makers, what can be done? Unfortunately, there are no "bright-line answers." Strong Towns provides some good guiding principles on their website:

- Strong cities, towns, and neighborhoods cannot happen without strong citizens (people who care).
- Local government is a platform for strong citizens to collaboratively build a prosperous place.
- Financial solvency is a prerequisite for long-term prosperity.
- Land is the base resource from which community prosperity is built and sustained. It must not be squandered.
- A transportation system is a means of creating prosperity in a community, not an end unto itself.
- Job creation and economic growth are the results of a healthy local economy, not substitutes for one.

In addition, we might learn from a recently published book on decision-making: *Farsighted –How We Make The Decisions That Matter The Most* (Riverhead Books) by Steven Johnson. Among the mounds of useful information is the researched conclusion that major decisions are best made by a diversified group of individuals. Those holding reasoned and rational conclusions regarding complicated opinions, though they may disagree, constitute such diversification. Although weeding through opposing opinions may be a tedious process, the final decision may be best for all stakeholders of a city.



*Jim von Tungeln is staff planning consultant and available for consultation as a service of the Arkansas Municipal League. He is a member of the American Institute of Certified Planners. Persons having comments or questions may reach him at (501) 944-3649. His email is [uplan@swbell.net](mailto:uplan@swbell.net).*

# IMPORTANT REMINDER: Highway Revenues and Severance Turnback Reporting Due

**A**ct 193 of the 2018 Fiscal Session of the Arkansas Legislature requires municipalities receiving \$2 million or more in total highway revenues and highway severance turnback to submit reporting for 2018 projects to the Bureau of Legislative Research. **The reporting deadline is March 15, 2019.** You can access Act 193 and the required reporting document online at: [www.arkleg.state.ar.us/assembly/2017/2018F/Acts/Act193.pdf](http://www.arkleg.state.ar.us/assembly/2017/2018F/Acts/Act193.pdf).

SECTION 13. SPECIAL LANGUAGE. NOT TO BE INCORPORATED INTO THE ARKANSAS CODE NOR PUBLISHED SEPARATELY AS SPECIAL, LOCAL AND TEMPORARY LAW. TURNBACK REPORTING.

Each calendar year each county and municipality receiving total highway revenues and highway severance turnback per A.C.A § 27-70-207 and A.C.A § 26-58-124 of \$2,000,000 or more shall report to the House Public Transportation Committee and the Senate Transportation, Technology and Legislative Affairs Committee indicating how highway revenues and highway severance turnback funds were utilized. The report shall include a general ledger accounting of the city or county street/road fund. The county report shall be made utilizing the County Financial Management System of tracking county revenues and expenditures. The report shall also include the percentage of the street/road fund that is comprised of state funds. Further, the report shall include details of each contracted project including type and description of project and total amount of money spent on the project. The report shall be submitted annually no later than March 15 for the previous year's projects. The provisions of this section shall be in effect only from July 1, 2018, through June 30, 2019.

Finally, you have been requested, to the extent possible, to identify the type of projects using the following categories below:

- Bicycle Paths
- Bridges
- Drainage Maintenance
- Highways
- Hot Mix, Asphalt, Gravel, Concrete, Paint, Steel
- Intelligent Transportation Systems
- Intermodal Facilities
- Other Surface/Water Transportation
- Parking Facilities
- Pedestrian Ways
- Port Authorities
- Public Transit Systems
- Railroads
- Roads/Streets
- Safety Improvements
- Sidewalks
- Lighting/Right of Way Maintenance
- Toll Facilities
- Traffic Management Systems
- Traffic Signal Systems
- Trails
- Traveler Information Systems
- Tunnels
- Waterways
- Other

The report shall be submitted annually no later than March 15 for the previous year's projects. Please ensure this message is forwarded to the appropriate personnel. Direct all questions regarding this reporting requirement to:

**Estella Smith, Administrator**  
**Committee Staff Services**  
**Bureau of Legislative Research**  
**One Capitol Mall, 5th Floor**  
**Little Rock, AR 72201**  
**(501) 537-9192 or [smithe@blr.arkansas.gov](mailto:smithe@blr.arkansas.gov)**





# ETC Engineers & Architects, Inc.

1510 S. Broadway, Little Rock, AR 72202 • (501) 375-1786  
www.etcengineersinc.com



Architecture • Public Buildings • Parks Planning and Design  
Stormwater • Hydraulic Modeling • Water & Wastewater Systems  
Street and Drainage Designs • Aquatic Parks

Batesville Community Center

**Are Your Bad Debt  
Accounts Adding Up?  
Having No Success With  
Collection Agencies...**

**Turn Those Bad Debts Into  
Deposits By Joining The  
Water Utility DataBase System**



A network of Municipalities and Rural Water/  
Sewer systems across the state, through  
legislation have joined forces through our  
database system to track and collect their  
otherwise uncollectable bad debts.

**Won't You Join Them By Joining WUDB Today...**

For more information contact an ARWA representative,  
contact us at 800-264-0303 or go to [www.wudb.com](http://www.wudb.com)

## IT in a Box

A complete IT solution for city governments.



Cybersecurity  
and Computer  
Maintenance

**Who guarantees  
IT services  
based on your  
expectations?**

Website

24x7 Helpdesk

**WE DO!**

Data Backup and  
Disaster Recovery

Records / Document  
Management and Email

Video Archiving

Policy & Compliance

Vendor Management  
and Procurement

**Guaranteed.**

If we don't meet your  
expectations, then  
cancel the service!

Dave Mims  
770.670.6940 x110  
davemims@sophicity.com  
www.sophicity.com

Chris Hartley  
501.978.6106  
chartley@arml.org  
www.arml.org



# Live to eat or eat to live?

By David L. Rutlen, M.D.

In the midst of American Heart Month this February, isn't it worth asking what the latest science says about the effects of your diet on your heart health? After all, according to the Centers for Disease Control and Prevention, heart disease is still the leading cause of death in the United States and in Arkansas.

## It's never too late

Let's start with probably the best news: It's never too late to start eating better. And I don't just say that as a heart specialist. A recent study in the *New England Journal of Medicine* took a look at a broad range of participants over a long period of time. They found that no matter whether you start with a very poor diet, a moderately healthy diet, or even a very healthy diet, over time your health will improve if you eat healthy.

So, the question then becomes: What is eating healthy?

## Be fruity and go nuts

A small step that just about anyone can take is eating fresh fruit and nuts, even just a little.

Another recent study, once again from the *New England Journal of Medicine*, looked at over half a million people in China, both urban and rural, and found that eating fresh fruit, even just once a day, lowers the chance of heart disease. And this was true virtually across the board, regardless of gender, age, urban/rural living, alcohol intake, smoking status, education level, income, physical activity, body mass index, or blood pressure. All improved.

With nuts, two studies followed nurses and doctors over three decades, excluding those who already had cardiovascular disease, coronary heart disease, or stroke. It found that eating nuts, even once a week, decreased risk of death and had a positive impact on heart health. More frequent consumption was linked to lower risks of heart disease and stroke, with the best results coming from daily nut eaters. Just about any nut seemed to do the trick: peanuts (which are actually legumes), tree nuts, walnuts, you name it. Peanut butter doesn't count, though.

## Sea change

Beyond an apple-a-day and handful of almonds each afternoon, there are more substantial changes you can make to keep your heart happy.

Looking one last time to the prestigious *New England Journal*, we find what I consider to be the very best controlled trial out there, a 2018 update to a study done in 2013, which looked at the effects of a Mediterranean-style diet with either nuts or extra virgin olive oil versus a simple low-fat diet. It was randomized and looked for specific risks: heart attack, stroke, and fatal heart disease.

The results? Across the board, people did better on the Mediterranean diet all the way out to five years. This is a diet of fruits, vegetables, whole grains, and nuts that uses healthy fats like olive oil instead of butter, herbs for flavor instead of salt, limits red meat, emphasizes fish and poultry, and can include red wine in moderation. It works best when augmented by plenty of good company and decent exercise.

I saw this for myself a couple summers ago hiking the White Mountains in Crete. There, at 2,500 feet overlooking the ancient Libyan Sea, I was treated to one of the best meals of my entire life by a shepherd named John. It consisted of a half dozen different vegetables, some of which I couldn't even identify, and free-range goat he'd raised himself. At 73 years old, John was as fit as someone at 40, spending most days walking from sunup to sunset, shepherding his goats from sea level up the mountains to 4,000 feet.

The point is, John was answering the question of whether we live so we can eat—indulging in sumptuous steaks and the like—or eat to live, with good food and a healthy heart beating out the time of each passing day.



David L. Rutlen, M.D., is a professor and the director of the Cardiovascular Medicine Division in the Department of Internal Medicine in the College of Medicine at the University of Arkansas for Medical Sciences.

# ARKANSAS MUNICIPAL EQUIPMENT

[ametrucks.com](http://ametrucks.com)

501-425-1567

Daniel Ellison



# LOOK

## NJPA

National Joint Powers Alliance®

contracts on  
Refuse Trucks,  
Knuckle Boom Trucks  
and Refuse Carts.



**PROVIDING QUALITY REFUSE AND RECYCLING EQUIPMENT TO MUNICIPALITIES.  
MUNICIPAL LEASING OPTIONS IN THE NJPA.**



# Proper pruning promotes a healthy urban forests

By Krista Quinn

Proper pruning can promote tree health and make trees safer and more attractive. However, pruning is probably one of the most commonly misunderstood tree care activities. Many people and even some tree trimming companies do not know how to prune trees correctly and often do more harm than good.

Trees provide many benefits to communities if properly cared for, and planting and maintaining trees has been shown to be one of the best investments a city or town can make since trees become more valuable over time. However, a single incidence of improper pruning can greatly reduce the lifespan of a tree. It is important for communities to educate their tree care staff or hire certified arborists to prune trees correctly and protect their investments.



PHOTOS BY KRISTA QUINN.

These oak trees in Conway have been lightly pruned while they are young in order to establish strong, balanced canopies that will make the trees safer, healthier, more attractive, and easier to maintain for many years to come.



Topping trees weakens their branches and usually ends up killing the trees. Topping is never a recommended tree care practice.

The most important thing to understand before doing any pruning is to know why the tree should be pruned. Many people assume that pruning makes a tree smaller, but pruning usually stimulates growth. The key is to understand how a tree will regrow after a cut is made. There are three main reasons to prune trees: to enhance tree health, promote safety, or make the tree more attractive.

If trees are properly pruned when young, they often need very little pruning later. Some arborists prefer to use the term “training” when talking about pruning young trees since the goal is to train them to grow strong, healthy branches in the right places and avoid future problems. Tree training establishes a strong, balanced tree structure early in the life of a tree that will continue to make the tree safer, healthier, more attractive, and easier to maintain throughout its life.

Tree training often starts the day a tree is planted when the most upright, dominant branch is identified as the trunk or “central leader.” Side branches that are too upright or more than one half the diameter of the trunk are removed at planting along with damaged branches or branches that overlap and rub together. Over the next three or four years after a tree is planted, care should be taken to maintain the health and strength of the main trunk. If the trunk splits, forming a co-dominant leader, the smaller leader should be removed as soon as possible.

Side branches that develop with very upright growth, grow back toward the center of the tree, are diseased or damaged, or are clustered together on one side of the tree should also be removed during a tree’s first few years. Branches that are removed should be cut all the way back to the trunk or to another branch. When just the tips of branches are removed, excessive regrowth occurs that is usually weak and prone to breakage.

It is also important to avoid removing too many lower branches on young trees. Branches growing from the soil line, sometimes referred to as root suckers, should be removed. However, keeping some small side branches on the lower part of young tree helps the trunk increase in girth and become strong. As a tree grows, it will be necessary to remove some lower limbs to allow people or vehicles to move under the tree. However, removing too many lower limbs makes a tree top heavy and weakens the trunk, which can make it more prone to falling. A good general rule is to preserve branches on the upper two-thirds of the trunk.

Late winter or early spring are generally the best times to prune trees. Fewer disease organisms are active in cold weather, so it is less likely that rot will form around pruning cuts. Pruning cuts are also less likely to “bleed” sap when trees are dormant and the wounds heal more quickly. In addition, it is easier to make good decisions about which branches to remove when leaves are off the tree and its structure is easily visible. The worst time to prune is in the fall or early winter. As stated earlier, pruning usually stimulates growth, so pruning in fall or early winter can prevent trees from going dormant and make them more susceptible to injury from cold weather. Painting or sealing pruning cuts is not advised, since it slows healing of the wounds.

Trees that are well maintained are an asset in our communities, while poorly maintained trees can be a liability. Because improper pruning can cause irreparable damage to trees, it is best to make sure that the person doing the pruning is properly trained. The Arkansas Forestry Commission’s Urban and Community Forestry



Too many lower branches were removed from these trees, making them top heavy and weakening the trunk so the trees are now more prone to falling.

Program can provide tree care advice and training for municipal tree care workers. It is also a good idea to have an arborist certified by the International Society of Arboriculture (ISA) oversee the pruning of community trees. Some cities contract with an independent, certified arborist and others keep a certified arborist on staff. Information about the ISA Certified Arborist program can be found at [www.isa-arbor.com](http://www.isa-arbor.com). An excellent pruning guide can also be found on the Arbor Day Foundation website at [www.arborday.org/trees/pruning](http://www.arborday.org/trees/pruning).



*Krista Quinn is the Urban Forestry Program Coordinator with the Arkansas Forestry Commission. Contact Krista at (479) 228-7929 or [Krista.Quinn@arkansas.gov](mailto:Krista.Quinn@arkansas.gov).*

# To flush or not to flush

By David Meints II, PE

**T**hough some things may technically flush down the toilet, that doesn't mean we should do so. For example, a half-eaten donut or partially knitted scarf will flush down the toilet, but under normal circumstances a rational person wouldn't flush those items. Makes sense, right?

Sanitary sewer systems are designed to carry human waste and wastewater to treatment facilities. Foreign objects and substances intentionally introduced into the system have damaging effects. Here we'll list some common items that we should not flush down the toilet or pour down the drain. Let's start by separating homes into two groups:

1. Homes that send waste to a municipal treatment facility, and
2. Individual home treatment systems.

There are two types of treatment processes that treatment systems employ: physical and chemical removal processes. Physical removal processes are those such as screening or settling by gravity or centrifugal forces. The physically removed waste is ultimately hauled off to a landfill or, in the case of sludge, dried and/or applied to land. Often, physical removal will involve a person at some point along the line removing the items in question.

Chemical removal processes involve the addition of certain chemicals to boost physical removal processes. We call these processes coagulation and flocculation. In brief, coagulation destabilizes particles in water, and flocculation introduces a new particle, whereby the destabilized particles are attracted to become stable. This creates a floc, or loosely clumped mass of fine particles, which is larger in size and will settle out of suspension more quickly.

The following is a list of items not to be flushed or poured down the drain when connected to a municipal treatment facility:

- Feminine products, diapers, baby wipes, facial wipes, and other "flushable" wipes—These items are designed to be absorbent materials, which can lead to clogs. These products are not designed to break down like toilet paper and can eventually add to what has to be physically removed. Additionally, feminine hygiene products and some wipes may claim to be biodegradable, but that doesn't mean they are suitable for toilet flushing! An item may be biodegradable, but over how

much time? Disposal should be in the garbage, even if the packaging suggests otherwise.

- Q-tips, paper towels, tissues, condoms, cleaning pads, and gum—None of these are designed to break down like toilet paper, therefore none should be placed in sanitary sewer systems.
- Medications, hypodermic needles, and cigarette butts—Pharmaceuticals are an increasing problem in that some sewage treatment systems are not designed to deal with the myriad of chemicals that are in them. They release unwanted and potentially harmful chemicals into the treatment system.
- Pet waste and kitty litter—The treatment process is not designed to handle some of the unique pathogens that may accompany pet waste. Pet waste, including kitty litter, should always be disposed of in the garbage.
- Cooking grease, fats, and oils—These all congeal when cool. While it may seem to make sense that flushing it down with hot water will help, it doesn't. It might just make it a bit further down the drain before it solidifies and plugs up your plumbing or the municipal sewer system. The proper way to dispose of grease, fats, and oils is to pour them into a container and freeze. Once frozen they can be placed into the trash.
- Pet fish—If it's alive, for shame. If it's dead, skeletons don't break down in a reasonable amount of time; therefore, the remains build up and add to what has to be physically removed.
- Hair—Large masses of hair from haircuts or cutting a pet's fur often stay clumped together and do not break apart into loose materials quickly. Large masses of hair are sometimes found in lift station pumps and stuck in sewer mains. Hair should always be thrown in the garbage.
- Dental floss—While it might seem insignificant, dental floss in the sewer system creates a risk, mainly at municipal pump stations. It is usually a fairly tough and tear-resistant product that gets caught up in pump impellers. Used dental floss should be disposed of in the garbage.
- Food scraps—Food scraps and grinds that make their way into the sanitary sewer system put additional stress on the treatment process and also add solids to the sewage stream that can compromise the flow in the sewers.

For individual home treatment systems, all of the items listed for a municipal treatment facility also apply, with the important addition of bleach or harsh chemicals. Individual home treatment systems are not nearly as robust as municipal treatment facilities and can be very sensitive to chemical changes and clogs.

The EPA maintains a list that details contaminants of emerging concern. That list includes pharmaceuticals, personal care products, and endocrine-disrupting compounds (a subclass of organic contaminants that have been detected in wastewater and surface waters throughout the world). Regulations pertaining to these types of contaminants are typically imposed on our drinking water treatment plants. It is important to keep in mind that what we discharge from our wastewater treatment plants has a chance of finding its way back into our drinking water treatment plants via direct reuse, indirect reuse, or the water cycle. However, an unregulated contaminant typically means it doesn't get removed and has the potential to accumulate over time until it becomes a problem.

If you find yourself with one of the products listed here in hand, try to remember not to flush it. Since most things in this world end up at the landfill, we can reduce costs and, eventually, our bills by throwing these items in the trash or appropriate disposal site. Doing so eliminates the added step of the local water/wastewater treatment facility having to remove these items before sending them to the same final destination.

And remember, all storm sewers drain into rivers, streams, and lakes, and they can seep into the ground. What goes into the storm sewer can contaminate the sources of our drinking water.



*David Meints is a professional engineer with MCE's Water/Wastewater Department and works out of our Fayetteville office. Contact David by phone at (479) 443.2377 or email him at [dmeints@mce.us.com](mailto:dmeints@mce.us.com).*

**MCE** McCLELLAND  
CONSULTING  
ENGINEERS, INC.

mce.us.com  
Little Rock: 501.371.0272  
Fayetteville: 479.443.2377  
Ft. Smith: 479.434.5333

***This is a toilet ...***

***Not a trash can!***



# Missed us?

You can download last month's issue or older issues of *City & Town* that you might have missed.

Help us keep you up to date and informed.



[www.arml.org](http://www.arml.org)  
[www.arml.org/services/publications](http://www.arml.org/services/publications)

# 2019 State Turnback Funds

Actual Totals Per Capita						
	STREET		SEVERANCE TAX		GENERAL	
MONTH	2018	2019	2018	2019	2018	2019
January	\$5.3807	\$5.662	\$0.2314	\$0.246	\$2.1460	\$2.145
February	\$5.7121		\$0.2181		\$1.0867	
March	\$4.9583		\$0.2452		\$1.0870	
April	\$5.3609		\$0.2342		\$1.0854	
May	\$5.6871		\$0.2369		\$1.0859	
June	\$5.6422		\$0.1786		\$1.0872	
July	\$5.9048		\$0.1625		\$2.9589	
August	\$5.5464		\$0.1504		\$0.9368	
September	\$5.5992		\$0.1999		\$1.0873	
October	\$5.7310		\$0.1746		\$1.0871	
November	\$5.2853		\$0.2317		\$1.0869	
December	\$5.4642		\$0.2511		\$1.0871	
<b>Total Year</b>	<b>\$66.2722</b>	<b>\$5.662</b>	<b>\$2.5145</b>	<b>\$0.246</b>	<b>\$15.8224</b>	<b>\$2.145</b>

Actual Totals Per Month						
	STREET		SEVERANCE TAX		GENERAL	
MONTH	2018	2019	2018	2019	2018	2019
January	\$10,171,403.10	\$10,702,464.91	\$437,461.72	\$464,101.95	*\$4,056,771.18	*\$4,054,867.57
February	\$10,797,904.69		\$412,277.48		\$2,054,332.65	
March	\$9,372,912.56		\$463,496.06		\$2,054,888.05	
April	\$10,133,933.55		\$442,746.74		\$2,051,743.46	
May	\$10,750,634.53		\$447,755.63		\$2,052,679.36	
June	\$10,665,832.80		\$337,582.28		\$2,055,168.34	
July	\$11,162,170.00		\$307,247.09		** \$5,593,456.00	
August	\$10,484,657.00		\$284,348.41		\$1,770,842.80	
September	\$10,584,484.30		\$377,800.40		\$2,055,387.11	
October	\$10,833,617.52		\$330,015.80		\$2,054,971.77	
November	\$9,991,022.76		\$438,040.74		\$2,054,702.54	
December	\$10,329,322.67		\$474,599.17		\$2,054,975.16	
<b>Total Year</b>	<b>\$125,277,895.48</b>	<b>\$10,702,464.91</b>	<b>\$4,753,371.52</b>	<b>\$464,101.95</b>	<b>\$29,909,918.42</b>	<b>\$4,054,867.57</b>

\* Includes \$2 million appropriation from the Property Tax Relief Fund

\*\*Includes \$3,514,066.32 supplemental for July 2018



# Local Option Sales and Use Tax in Arkansas



KEY: Counties not collecting sales tax

Source: Rachel Garrett, Office of State Treasurer

See also: [www.dfa.arkansas.gov](http://www.dfa.arkansas.gov)

Sales and Use Tax Year-to-Date 2019 with 2018 Comparison (shaded gray)								
Month	Municipal Tax		County Tax		Total Tax		Interest	
January	\$59,187,540	\$59,272,899	\$49,660,885	\$50,925,990	\$108,848,426	\$110,198,889	\$188,294	\$68,417
February	\$66,363,635	\$63,961,892	\$55,082,773	\$56,034,012	\$121,446,409	\$119,995,904	\$265,350	\$76,180
March		\$51,260,662		\$44,932,987		\$96,193,649		\$79,235
April		\$51,354,831		\$45,689,403		\$97,044,234		\$79,564
May		\$60,844,519		\$53,613,192		\$114,457,712		\$75,253
June		\$56,373,987		\$48,955,855		\$105,329,842		\$71,501
July		\$59,973,977		\$52,379,093		\$112,353,069		\$84,551
August		\$60,174,400		\$52,922,077		\$113,096,478		\$79,558
September		\$58,128,177		\$51,260,076		\$109,388,253		\$111,033
October		\$60,197,608		\$52,310,178		\$112,507,786		\$174,353
November		\$57,456,746		\$50,423,804		\$107,880,551		\$202,659
December		\$59,269,564		\$50,277,652		\$109,547,217		\$208,901
<b>Total</b>	<b>\$125,551,176</b>	<b>\$698,269,264</b>	<b>\$104,743,659</b>	<b>\$609,724,320</b>	<b>\$230,294,834</b>	<b>\$1,307,993,584</b>	<b>\$453,644</b>	<b>\$1,311,205</b>
Averages	\$62,775,588	\$58,189,105	\$52,371,829	\$50,810,360	\$115,147,417	\$108,999,465	\$226,822	\$109,267

**January 2019 Municipal Levy Receipts and January 2019 Municipal/County Levy Receipts with 2017 Comparison (shaded gray)**

CITY SALES AND USE	AMOUNT	LAST YEAR	Garfield	9,963.48	Mountainburg	13,323.50	15,575.75	COUNTY SALES AND USE	AMOUNT	SE LAST YEAR
Alexander	114,687.22	70,169.36	Garland	2,610.05	Mulberry	24,739.93	23,632.70	Arkansas County	260,136.13	327,204.07
Alma	223,027.96	207,431.21	Gassville	20,672.80	Murfreesboro	29,243.35	24,012.67	Ashley County	231,763.23	227,764.77
Almyra	2,591.19	4,178.21	Gentry	64,878.84	Nashville	118,380.95	111,455.89	Crosssett	56,400.72	55,427.67
Alpena	4,888.63	5,343.78	Gilbert	93.30	Newport	191,633.85	184,940.02	Fountain Hill	1,792.29	1,761.37
Altheimer	1,976.32	2,339.96	Gillett	8,691.91	Norfork	4,545.24	3,372.11	Hamburg	29,260.37	28,755.56
Altus	7,029.69	5,091.69	Gillham	3,350.98	Norman	3,098.89	2,941.04	Montrose	3,625.54	3,562.99
Amity	11,920.26	10,809.86	Gilmore	410.86	North Little Rock	2,808,517.44	1,385,993.11	Parkdale	2,836.93	2,787.99
Anthonyville	1,052.60	781.70	Glenwood	63,194.56	Oak Grove	1,175.85	846.63	Portland	4,403.91	4,327.93
Arkadelphia	171,489.77	172,390.29	Goshen	10,312.56	Oak Grove Heights	7,369.71	5,935.06	Wilmore	5,632.91	5,535.72
Ash Flat	101,304.29	99,053.04	Gosnell	19,329.82	Ola	19,981.01	15,064.52	Baxter County	337,041.30	337,354.37
Ashdown	136,289.23	131,958.98	Gould	12,150.32	Oppelo	4,046.78	2,976.29	Big Flat	1,462.04	1,463.39
Atkins	56,022.57	54,756.43	Grady	1,924.42	Osceola	88,030.64	91,500.13	Briarcliff	3,317.70	3,320.78
Augusta	26,798.76	26,917.98	Gravette	75,105.14	Oxford	1,850.70	1,644.07	Cotter	13,636.29	13,648.96
Austin	35,141.36	30,265.90	Green Forest	105,614.98	Ozark	167,336.73	168,046.96	Gassville	29,212.59	29,239.72
Avoca	5,764.73	5,258.94	Greenbrier	212,188.54	Palestine	23,894.54	23,543.46	Lakeview	10,417.00	10,426.68
Bald Knob	46,605.89	50,233.99	Greenland	30,080.49	Pangburn	7,418.63	7,242.54	Mountain Home	174,994.38	175,156.92
Barling	66,203.10	52,246.40	Greenwood	223,702.94	Paragould	319,931.68	328,125.43	Norfork	7,183.65	7,190.33
Batesville	680,368.08	656,572.17	Greers Ferry	23,746.07	Paris	79,833.32	66,518.23	Salesville	6,326.11	6,331.99
Bauxite	11,486.31	11,786.29	Guion	4,931.67	Patmos	118.58	77.79	Benton County	793,000.81	1,269,508.74
Bay	13,395.78	7,291.57	Gum Springs	420.26	Patterson	1,440.07	1,481.53	Avoca	9,109.16	14,582.78
Bearden	8,338.35	11,154.77	Gurdon	21,507.99	Pea Ridge	62,386.11	54,064.28	Bella Vista	495,142.52	792,669.74
Beebe	124,609.05	124,999.76	Guy	5,971.43	Perla	2,705.55	4,201.90	Bentonville	658,939.38	1,054,890.85
Beedeville	124.66	160.75	Hackett	6,729.38	Perryville	19,516.96	21,932.16	Bethel Heights	44,276.49	70,881.88
Bella Vista	170,864.67	157,534.49	Hamburg	57,173.92	Piggott	27,645.06	62,530.64	Cave Springs	36,044.64	57,703.58
Bellefonte	1,708.40	2,916.29	Hardy	19,480.02	Pine Bluff	1,262,354.63	1,224,403.85	Centertown	177,609.93	284,334.34
Benton	1,574,342.89	1,433,543.99	Harrisburg	60,993.14	Pineview	1,820.10	1,977.50	Decatur	31,714.06	50,770.79
Bentonville	2,231,762.71	7,556,686.10	Harrison	497,963.84	Plainview	3,815.04	4,190.01	Elm Springs	2,557.28	4,093.94
Berryville	254,893.73	230,777.35	Hartford	3,519.82	Pleasant Plains	10,819.28	8,944.87	Garfield	9,370.49	15,001.14
Bethel Heights	60,803.75	78,692.61	Haskell	39,648.61	Plumerville	13,807.62	9,242.42	Gateway	7,559.86	12,102.51
Big Flat	374.33	366.56	Hatfield	4,746.49	Pocahontas	275,807.31	254,268.70	Gentry	63,932.11	102,348.41
Black Rock	9,153.84	9,742.04	Havena	3,125.22	Portia	3,773.78	2,377.11	Gravette	58,108.22	93,024.99
Blevins	4,578.97	2,163.64	Hazen	69,556.45	Portland	5,767.29	4,267.53	Highfill	10,882.46	17,421.64
Blue Mountain	112.15	119.00	Heber Springs	153,561.18	Pottsville	28,519.86	29,706.87	Little Flock	48,252.41	77,246.90
Bluthville	354,694.96	338,548.40	Helena-West Helena	257,404.64	Prairie Grove	98,285.23	92,887.55	Lowell	136,768.05	218,950.89
Bonanza	2,305.92	3,559.26	Hermitage	6,390.77	Prescott	62,473.70	49,869.87	Pea Ridge	89,486.29	143,257.89
Bono	16,566.70	15,458.63	Higginson	1,398.18	Pyatt	742.78	543.24	Rogers	1,044,641.33	1,672,358.05
Booneville	121,549.20	109,067.54	Highfill	73,879.52	Quitman	23,804.63	22,274.70	Siloam Springs	280,722.62	449,406.63
Bradford	8,699.36	13,230.82	Highland	24,675.55	Ravenden	3,080.51	2,349.16	Springdale	122,301.66	195,791.76
Bradley	4,509.60	3,056.09	Holly Grove	6,967.40	Rector	27,198.54	25,739.34	Springtown	1,623.97	2,599.80
Branch	1,690.75	1,615.14	Hope	168,403.38	Redfield	20,245.77	16,730.45	Sulphur Springs	9,538.47	15,270.07
Briarcliff	1,729.40	1,809.50	Horatio	6,101.24	Rison	13,346.20	14,805.09	Boone County	412,555.55	343,030.58
Brinkley	156,157.27	86,667.34	Horseshoe Bend	21,996.05	Rockport	16,173.46	36,887.36	Alpena	4,353.36	3,619.72
Brookland	67,973.97	76,504.41	Hot Springs	1,613,406.46	Roe	772.99	606.85	Bellefonte	6,195.69	5,151.57
Bryant	1,162,180.77	1,063,307.01	Hoxie	14,941.19	Rogers	3,133,619.14	3,052,444.46	Bellfonte	5,990.98	4,981.37
Bull Shoals	25,967.10	14,637.82	Hughes	6,824.71	Rose Bud	17,247.04	20,323.31	Diamond City	10,671.86	8,873.41
Cabot	799,031.06	740,713.90	Humphrey	2,279.93	Rudy	10,931.59	9,440.35	Everton	1,815.04	1,509.16
Caddo Valley	50,951.85	48,195.84	Huntington	3,276.42	Russellville	1,142,627.93	1,038,740.43	Harrison	176,631.63	146,865.19
Calico Rock	40,413.80	22,765.42	Huntsville	137,136.95	Salem	20,772.46	20,545.82	Lead Hill	3,698.31	3,075.06
Camden	313,674.12	275,923.18	Imboden	7,831.94	Salesville	3,613.07	3,737.46	Omaha	2,306.32	1,917.66
Caraway	5,256.67	4,960.55	Jacksonville	639,519.82	Searcy	796,851.67	782,304.07	South Lead Hill	1,391.98	1,157.40
Carlisle	51,100.37	51,362.93	Jasper	30,733.75	Shannon Hills	9,002.23	9,633.79	Valley Springs	2,497.38	2,076.51
Cash	2,189.21	2,198.78	Jennette	198.36	Sheridan	214,211.25	200,700.34	Zinc	1,405.62	1,168.74
Cave City	17,924.09	16,799.80	Johnson	57,581.03	Sherrell	750.12	1,035.56	Bradley County	138,090.05	122,877.99
Cave Springs	30,070.27	30,646.65	Joiner	2,828.02	Sherwood	886,641.43	408,147.42	Banks	1,066.27	948.81
Cedarville	4,585.63	4,845.73	Jonesboro	1,566,494.24	Shirley	1,952.66	2,795.67	Hermitage	7,137.10	6,350.88
Centertown	233,938.97	201,292.72	Judsonia	10,650.41	Siloam Springs	655,157.00	624,292.84	Warren	51,619.32	45,932.90
Charleston	27,328.48	29,894.95	Junction City	5,837.16	Sparkman	3,281.08	4,088.08	Calhoun County	26,739.36	118,079.32
Cherokee Village	17,833.52	14,534.07	Keo	1,502.36	Springdale	2,498,667.03	2,268,012.19	Hampton	7,579.30	33,469.71
Cherry Valley	4,503.61	4,173.65	Kibler	3,004.34	Springtown	188.30	162.63	Harrell	1,454.04	6,420.92
Chidester	3,567.84	2,698.34	Kingsland	2,032.36	St. Charles	2,971.36	2,242.65	Thornton	3,229.90	10,288.65
Clarendon	48,175.71	48,100.43	Lake City	12,545.84	Stamps	12,635.45	12,213.49	Tinsman	309.11	1,365.09
Clarksville	369,783.50	372,003.05	Lake Village	65,390.04	Star City	77,986.48	69,489.17	Carroll County	173,378.93	160,474.98
Clinton	93,291.73	92,416.80	Lakeview	3,425.22	Stephens	5,450.23	6,289.99	Beaver	634.72	587.48
Cobalt Hill	4,047.35	4,088.82	Lamar	23,626.80	Strong	8,489.53	8,627.54	Blue Eye	190.41	176.24
Conway	2,523,308.68	2,134,074.59	Lead Hill	6,093.06	Stuttgart	536,286.82	677,041.10	Chicot County	107,817.02	105,225.36
Corning	59,517.61	81,846.94	Lepanto	25,149.65	Sulphur Springs	1,436.35	1,656.75	Dermott	19,630.89	19,159.02
Cotter	11,029.54	11,975.96	Leslie	5,730.00	Summit	4,386.56	4,152.22	Eudora	15,417.96	15,047.35
Cotton Plant	2,709.91	1,187.28	Lewisville	9,155.01	Sunset	4,576.92	2,947.95	Lake Village	17,497.25	17,076.66
Cove	11,387.61	11,946.37	Lincoln	45,615.58	Swifton	4,487.92	3,291.75	Clark County	412,727.65	399,172.51
Crawfordsville	6,382.50	12,113.84	Little Flock	11,166.93	Taylor	7,870.08	9,026.86	Clay County	85,322.91	85,210.50
Crosssett	173,589.31	300,988.52	Little Rock	6,531,832.36	Texarkana	440,243.05	423,573.31	Corning	23,030.57	23,029.55
Damascus	7,762.49	8,731.55	Lockesburg	4,703.80	Texarkana Special	198,069.08	213,027.36	Datto	1,022.97	1,021.73
Danville	38,006.45	40,004.79	Lonoke	232,848.62	Thornton	1,121.64	1,043.99	Greenway	2,138.01	2,135.42
Dardanelle	168,450.75	167,528.46	Lowell	264,639.07	Trumann	161,788.18	150,267.52	Knobel	2,935.94	2,930.42
Decatur	18,926.97	21,116.08	Luxora	4,026.35	Tuckerman	5,464.49	12,103.02	McDougal	1,902.73	1,902.37
Delight	4,869.49	4,851.30	Madison	1,500.76	Turrell	3,931.02	2,820.29	Nimmons	705.85	705.00
DeQueen	121,152.90	112,888.13	Magazine	9,831.97	Tyronza	2,910.49	3,459.44	Peach Orchard	1,381.02	1,379.34
Dermott	20,642.33	20,007.05	Magnolia	489,985.55	Van Buren	647,169.24	594,381.27	Piggott	26,249.53	26,217.59
Des Arc	72,699.78	21,141.72	Malvern	325,081.19	Vandervoort	2,098.38	486.17	Pollard	2,271.00	2,268.24
DeValls Bluff	14,801.15	12,779.65	Mammoth Spring	7,548.04	Vilonia	92,988.68	116,368.99	Rector	13,482.81	13,466.40
DeWitt	165,174.88	167,000.48	Manila	31,996.80	Viola	7,550.98	6,362.29	St. Francis	2,557.44	2,554.32
Diamond City	2,093.43	2,009.01	Mansfield	43,228.73	Wabbaseka	995.10	772.79	Success	1,524.23	1,522.37
Diaz	6,160.08	13,272.16	Marianna	69,314.01	Waldenburg	6,042.73	6,917.05	Cleburne County	381,184.03	338,179.20
Dierks	13,245.39	17,240.12	Marion	253,002.89	Waldron	80,650.97	75,501.22	Concord	2,829.92	2,510.65
Dover	20,939.05	19,324.50	Marked Tree	56,105.51	Walnut Ridge	177,726.42	70,203.35	Fairfield Bay		

Caraway	23,519.60	22,033.72	Cave City	2,250.90	2,146.03	Birdsong	464.64	450.56	Waldron	25,965.14	25,225.38
Cash	6,289.06	5,891.74	Cushman	6,280.29	5,987.68	Blytheville	177,016.05	171,651.87	Searcy County	70,003.62	65,247.70
Egypt	2,059.57	1,929.46	Magness	2,806.68	2,675.91	Burdette	2,164.54	2,098.94	Big Flat	6.85	6.38
Jonesboro	1,236,902.87	1,158,759.80	Moorefield	1,903.54	1,814.85	Dell	2,527.18	2,450.60	Gilbert	191.73	178.70
Lake City	38,286.01	35,867.24	Newark	16,339.86	15,578.56	Dyess	4,646.39	4,505.59	Leslie	3,019.67	2,814.52
Monette	27,601.97	25,858.16	Oil Trough	3,612.55	3,444.24	Etawah	3,977.76	3,857.22	Marshall	9,278.13	8,647.79
Crawford County	698,298.79	657,113.59	Pleasant Plains	4,849.16	4,623.23	Gosnell	40,208.26	38,989.81	Pindall	766.9	714.80
Alma	50,818.96	47,241.69	Southside	54,202.20	51,678.85	Joiner	6,527.61	6,329.80	St. Joe	903.84	842.44
Cedarville	13,072.82	12,301.80	Sulphur Rock	6,335.86	6,040.66	Keiser	8,601.48	8,340.83	Sebastian County	854,644.36	813,063.26
Chester	1,491.09	1,403.15	Izard County	46,987.59	45,784.30	Leachville	22,585.98	21,901.55	Barling	78,110.40	74,310.08
Dyer	8,215.06	7,730.54	Jackson County	270,171.81	275,718.48	Luxora	13,349.87	12,945.32	Bonanza	9,660.89	9,190.86
Kibler	9,012.18	8,480.65	Amagon	969.02	988.92	Manila	37,873.73	36,726.03	Central City	8,434.38	8,024.02
Mountainburg	5,917.47	5,568.46	Beedeville	1,058.01	1,079.74	Marie	951.94	923.10	Fort Smith	1,448,444.68	1,377,973.32
Mulberry	15,520.46	14,605.07	Campbell Station	2,521.44	2,573.20	Osceola	87,907.40	85,243.51	Greenwood	150,407.46	143,089.67
Rudy	572.05	538.31	Diaz	13,032.36	13,299.92	Victoria	419.31	406.60	Hackett	13,642.86	12,979.09
Van Buren	213,732.22	201,126.42	Grubbs	3,816.76	3,895.12	Wilson	10,233.38	9,923.28	Hartford	10,786.59	10,261.79
Crittenden County	1,294,539.92	1,207,354.11	Jacksonport	2,096.25	2,139.29	Monroe County	NA	NA	Huntington	10,668.98	10,149.90
Anthonyville	1,050.95	980.17	Newport	77,907.41	79,506.86	Montgomery County	137,874.55	41,931.50	Lavaca	38,458.74	36,587.61
Clarkedale	2,421.75	2,258.65	Swifton	7,890.61	8,052.61	Black Springs	512.49	541.93	Mansfield	12,147.52	11,556.50
Crawfordsville	3,126.73	2,916.15	Tuckerman	18,411.47	18,789.41	Glenwood	217.42	229.91	Midland	5,460.50	5,194.83
Earle	15,757.69	14,696.43	Tupelo	1,779.84	1,816.38	Mount Ida	5,570.06	5,890.12	Sevier County	259,835.28	281,224.41
Edmondson	2,787.30	2,598.58	Weldon	741.6	756.81	Norman	1,956.77	2,069.20	Ben Lomond	1,366.75	1,281.07
Gilmore	1,545.09	1,441.03	Jefferson County	399,671.82	676,543.18	Oden	1,200.97	1,270.00	DeQueen	62,154.04	58,257.94
Horseshoe Lake	1,906.07	1,777.70	Alzheimer	10,018.08	9,747.71	Nevada County	119,318.03	96,286.84	Gillham	1,508.14	1,413.60
Jennette	675.61	630.11	Humphrey	3,135.74	3,051.11	Bluff City	1,098.48	886.45	Horatio	9,840.59	9,223.73
Jericho	776.79	724.47	Pine Bluff	499,712.58	486,226.37	Bocdew	1,222.50	986.53	Lockesburg	6,965.70	6,529.06
Marion	80,583.55	75,156.34	Redfield	13,204.72	12,848.35	Cale	699.84	564.75	Sharp County	82,704.60	78,975.93
Sunset	1,163.22	1,084.88	Sherrill	855.2	832.12	Emmet	4,207.89	3,395.67	Ash Flat	9,892.65	9,446.65
Turrell	3,613.04	3,369.71	Wabbaseka	2,596.15	2,526.08	Prescott	29,198.33	23,562.36	Cave City	17,584.69	16,791.90
West Memphis	171,317.53	159,779.50	White Hall	56,260.04	54,741.71	Rosston	2,312.12	1,865.83	Cherokee Village	39,146.64	37,381.75
Cross County	257,170.95	272,514.38	Johnson County	120,931.51	120,198.68	Willisville	1,346.53	1,086.61	Evening Shade	4,360.84	4,164.24
Cherry Valley	6,605.57	6,999.68	Clarksville	88,828.28	88,289.99	Newton County	38,862.37	53,621.22	Hardy	7,369.02	7,036.79
Hickory Ridge	2,759.93	2,924.60	Coal Hill	9,794.53	9,735.18	Jasper	2,421.10	2,145.77	Highland	10,548.80	10,073.21
Parkin	11,212.23	11,881.18	Hartman	5,023.09	4,992.65	Western Grove	1,995.08	1,768.19	Horseshoe Bend	80.76	77.12
Wynne	84,898.38	89,963.61	Knoxville	7,074.90	7,032.03	Ouachita County	598,054.96	514,292.19	Bearden	9,179.06	1,827.11
Dallas County	145,871.01	134,804.09	Lamar	15,533.82	15,439.68	Camden	115,764.53	99,550.70	Williford	757.09	722.96
Desha County	112,590.77	100,923.94	Lafayette County	74,719.65	70,091.55	Chidester	2,746.12	2,361.50	St. Francis County	140,813.36	292,221.08
Arkansas City	4,357.43	3,905.91	Bradley	3,521.43	3,303.31	East Camden	8,846.49	7,607.46	Caldwell	9,265.14	10,463.74
Dumas	56,027.51	50,221.85	Buckner	1,542.03	1,446.52	Louann	1,558.35	1,340.09	Colt	6,310.30	7,126.66
McGehee	50,229.51	45,024.65	Lewisville	7,177.44	6,732.87	Stephens	8,466.40	7,280.61	Forrest City	256,602.50	289,798.40
Mitchellville	4,286.00	3,841.88	Stamps	9,493.27	8,905.27	Perry County	119,110.80	115,031.82	Hughes	24,055.96	27,168.02
Reed	2,047.75	1,835.56	Lawrence County	323,195.13	285,856.02	Adona	1,061.47	1,025.12	Madison	12,837.64	14,498.40
Tillar	250.02	224.11	Alicia	872.06	771.31	Bigelow	1,599.83	1,545.04	Palestine	11,368.58	12,839.28
Watson	2,512.07	2,251.76	Black Rock	4,655.65	4,117.78	Casa	868.48	838.74	Whately	5,926.34	6,693.02
Drew County	408,099.98	405,700.90	Hoxie	19,550.93	17,292.19	Fourche	314.89	304.10	Widener	4,557.44	5,147.02
Jerome	509.19	506.20	Imboden	4,761.14	4,211.08	Houston	878.63	848.55	Stone County	88,590.95	85,287.69
Monticello	123,602.77	122,876.15	Lynn	2,025.42	1,791.42	Perry	1,371.28	1,324.32	Fifty Six	1,617.89	1,557.56
Tillar	2,663.46	2,647.80	Minturn	766.57	678.00	Perrville	7,415.06	7,161.13	Mountain View	25,699.14	24,740.90
Wilmar	6,671.70	6,632.48	Portia	3,073.29	2,718.23	Phillips County	110,612.15	104,470.01	Union County	534,638.96	571,202.00
Winchester	2,180.38	2,167.56	Powhatan	506.36	447.86	Elaine	12,382.13	11,694.56	Calion	15,586.45	16,652.38
Faulkner County	746,575.36	764,192.15	Ravenden	3,305.37	2,923.50	Helena-West Helena	196,207.17	185,312.07	El Dorado	663,652.87	709,038.95
Enola	2,273.31	2,326.96	Sedgwick	1,068.97	945.47	Lake View	8,624.65	8,145.74	Felsenthal	3,819.18	4,080.37
Holland	3,746.26	3,834.66	Smithville	548.55	485.18	Lexa	5,268.87	5,258.88	Huttig	21,362.99	22,827.97
Mount Vernon	975.24	998.25	Strawberry	1,123.88	1,878.50	Marvell	23,089.95	21,807.80	Junction City	19,055.92	20,359.12
Twin Groves	2,253.14	2,306.30	Walnut Ridge	37,540.60	33,203.49	Pike County	150,669.53	141,399.69	Norphlet	24,043.42	25,687.71
Wooster	5,784.17	5,920.25	Lee County	29,202.95	28,108.30	Antoine	966.25	906.81	Smackover	63,255.36	67,581.28
Franklin County	217,527.16	154,374.35	Aubrey	904.94	871.02	Daisy	949.74	891.30	Strong	17,997.66	19,228.49
Altus	6,757.70	6,048.11	Haynes	798.48	768.55	Delight	2,304.14	2,162.38	Van Buren County	274,033.62	271,488.75
Branch	3,271.87	2,928.31	LaGrange	473.76	456.00	Glenwood	18,053.26	16,942.54	Clinton	24,342.33	24,116.27
Charleston	22,484.06	20,123.12	Marianna	21,904.87	21,083.79	Murfreesboro	13,552.33	12,718.53	Damascus	2,338.81	2,317.09
Denning	4,043.52	3,758.13	Moro	1,149.81	1,106.71	Pointsett County	125,722.59	118,656.63	Fairfield Bay	20,160.54	19,973.31
Ozark	32,843.49	29,394.76	Rondo	1,053.98	1,014.47	Fisher	1,880.39	1,774.71	Shirley	2,722.37	2,697.09
Wiederkehr Village	338.77	303.20	Lincoln County	123,512.03	49,241.14	Harrisburg	19,411.02	18,320.06	Washington County	1,508,853.35	1,402,101.83
Fulton County	112,768.65	110,428.57	Gould	4,184.05	3,897.75	Lepanto	15,962.23	15,065.11	Elkins	45,342.87	42,134.86
Ash Flat	436.81	436.89	Grady	2,244.49	2,090.91	Marked Tree	21,637.13	20,421.06	Elm Springs	30,068.76	27,941.39
Cherokee Village	3,468.55	3,396.57	Star City	11,367.43	10,589.60	Trumann	61,521.62	58,063.94	Farmington	102,295.43	95,058.02
Hardy	183.71	179.89	Little River County	188,830.92	184,362.80	Tyronza	6,425.37	6,064.24	Fayetteville	1,259,942.74	1,170,801.66
Horseshoe Bend	74.36	72.81	Ashdown	38,516.87	37,605.48	Waldenburg	514.37	485.46	Goshen	18,339.20	17,041.70
Mammoth Spring	4,273.35	4,184.68	Foreman	8,244.88	8,049.79	Weiner	6,037.47	5,698.15	Greenland	22,157.73	20,590.07
Salem	7,151.42	7,003.02	Ogden	1,467.93	1,433.20	Polk County	271,078.74	259,986.16	Johnson	57,432.02	53,368.70
Viola	1,474.01	1,443.43	Wilton	3,050.03	2,977.86	Cove	8,131.30	7,798.56	Lincoln	38,510.62	35,785.99
Garland County	2,034,399.09	1,897,144.88	Winthrop	1,565.79	1,528.74	Grannis	11,792.52	11,309.96	Prairie Grove	75,788.35	70,426.31
Fountain Lake	6,961.74	6,440.64	Logan County	301,789.49	267,512.05	Hatfield	8,791.16	8,431.44	Springdale	1,099,239.25	1,021,467.96
Hot Springs	224,992.25	193,125.96	Blue Mountain	1,071.09	949.44	Mena	122,118.47	117,121.36	Tontitown	42,123.66	39,143.41
Lonsdale	1,301.00	1,203.62	Booneville	34,465.06	30,550.49	Vandervoort	1,851.90	1,592.98	West Fork	39,675.01	36,868.00
Mountain Pine	10,657.14	9,859.43	Caulksville	1,839.86	1,630.89	Wickes	16,049.72	15,392.98	Winslow	6,695.27	6,221.58
Grant County	204,362.66	194,365.46	Magazine	7,316.27	6,485.28	Pope County	371,148.39	352,475.51	White County	1,081,927.08	1,056,956.39
Greene County	528,759.10	539,262.76	Morrison Bluff	552.82	490.03	Atkins	44,573.87	42,331.31	Bald Knob	33,446.55	32,674.61
Delaplaine	1,363.92	1,391.01	Paris	30,508.92	27,043.69	Dover	20,365.65	19,341.03	Beebe	84,453.40	82,504.23
Lafe	5,385.12	5,492.10	Ratcliff	1,744.85	1,546.67	Hector	6,650.61	6,316.01	Bradford	8,762.83	8,560.59
Marmaduke	13,063.04	13,322.53	Scranton	1,934.88	1,715.12	London	15,355.52	14,582.97	Garner	3,278.85	3,203.17
Oak Grove Heights	10,452.78	10,660.42	Subiaco	4,940.85	4,379.67	Pottsville	41,943.18	39,832.98	Georgetown	1,431.61	1,398.57
Paragould	307,034.32	313,133.47	Lonoke County	285,050.32	271,411.79	Russellville	412,633.41	391,873.38	Griffithville	2,597.68	2,537.72
Hempstead County	345,446.36	368,182.80	Allport	1,152.63	1,097.48	Prairie County	77,629.25	151,246.14	Higginson	7,169.59	7,004.12
Blevins	3,225.50	3,437.80	Austin	20,426.60	19,449.27	Biscoe	3,225.85	6,284.97	Judsonia	23,309.83	22,771.84
Emmet	440.31	469.29	Cabot	238,303.67	228,901.78	Des Arc	15,258.36	29,728.08	Kensett	19,026.55	18,587.42
Fulton	2,058.18	2,193.64	Carlisle	22,190.63	21,128.89	DeValls Bluff	5,500.83	10,717.34	Letona	2,944.03	2,876.09
Hope	103,369.73	110,173.25	Coy	962.2	916.16	Hazen	13,045.59	2			

## AETN launches the Arkansas Citizens Access Network

The Arkansas Educational Television Network and Gov. Asa Hutchinson announced Feb. 4 the launch of AR-CAN, the Arkansas Citizens Access Network. The web-based network will provide Arkansans with livestreaming coverage of legislative proceedings, board and commission meetings, and other government hearings and activities.

"Today, we begin a new era for government transparency in Arkansas," AETN Executive Director Courtney Pledger said. "Our citizens will now have a front row seat to many government proceedings where they may have an interest but cannot physically attend."

The goal of AR-CAN is to provide as many livestreaming events as possible, allowing constituents to choose what to watch. For legislative hearings, the livestreams are provided by the House of Representatives and the Senate. AR-CAN will also host streaming of all state agency, board or commission meetings that provide a stream. AETN will use the network's team of professionals to offer additional meeting streams—the first time many of these meetings and government events have been made readily available to the public without traveling to a physical location.

A full schedule of events is available at [aetn.org/arcan](http://aetn.org/arcan).

## Searcy up for *Small Business Revolution* slot

Searcy is among the top 10 cities vying for a spot on the upcoming fourth season of Hulu show *Small Business Revolution: Main Street, Arkansas Money & Politics* has reported. The program was created to help small businesses spark interest in their hometowns, and the winning city will be awarded \$500,000 toward revitalization efforts.

Searcy has been spreading the word about the contest through its website, [Searcy.com](http://Searcy.com), and by using the hashtag #MySearcy on social media. Voting, which is open to anyone in the nation, runs the week of Feb. 12-18. To vote for Searcy, text "MySearcy" to 484848.

This is the second year running that an Arkansas city has made it this far in the competition. In 2018, Siloam Springs made it into the top five.

## Batesville named among best places to live in America

Financial news company 24/7 Wall Street ([247wallst.com](http://247wallst.com)) has named Batesville among its list of the 50 best cities in which to live, *USA Today* has reported. To create the list, 24/7 Wall Street weighed factors such as affordability, public safety, transportation options, access to entertainment, and job opportunities. Here's what they had to say about Batesville:

"Batesville, Arkansas, ranks among the best U.S. cities to live in largely due to its affordability and community attractions and amenities. Most homeowners in Batesville pay less than \$1,000 a year in property taxes, less than half the amount the typical American homeowner pays. The overall annual housing costs typically come to about \$7,500 a year, roughly \$4,600 less than the median costs nationwide. On the whole, goods and services are 16 percent less expensive on average in Batesville than they are typically nationwide.

"With roots as far back as 1804, Batesville is the second oldest city in Arkansas. The city, which avoided destruction in the Civil War, has a number of historic buildings and sites. There are attractions in the area for nearly every taste and preference, including antique stores, art galleries, an annual film festival, and the Batesville Motor Speedway." 🏠

## FAIRS & FESTIVALS

**March 1-3**

**2019 Crossroad Festival  
Pine Bluff**

(870) 536-3375; [asc701.org/crossroad-festival](http://asc701.org/crossroad-festival)

## Obituaries

**DON MOORE**, 90, former Emerson recorder/treasurer, council member, and the city's mayor from 2015-2018, died Jan. 25.

**JOHN PETERS**, 91, mayor of the town of Patmos, died Jan. 6.

**HERBERT G. TODD**, Jr., 79, a retired lieutenant with the Wynne Police Department and a member of the city council for the past 10 years, died Dec. 24, 2018. 🏠

# ARKANSAS MUNICIPAL LEAGUE

## The 2019-2020 Directory of Arkansas Municipal Officials

**THE NEW AML  
DIRECTORY IS NOW  
AVAILABLE!**

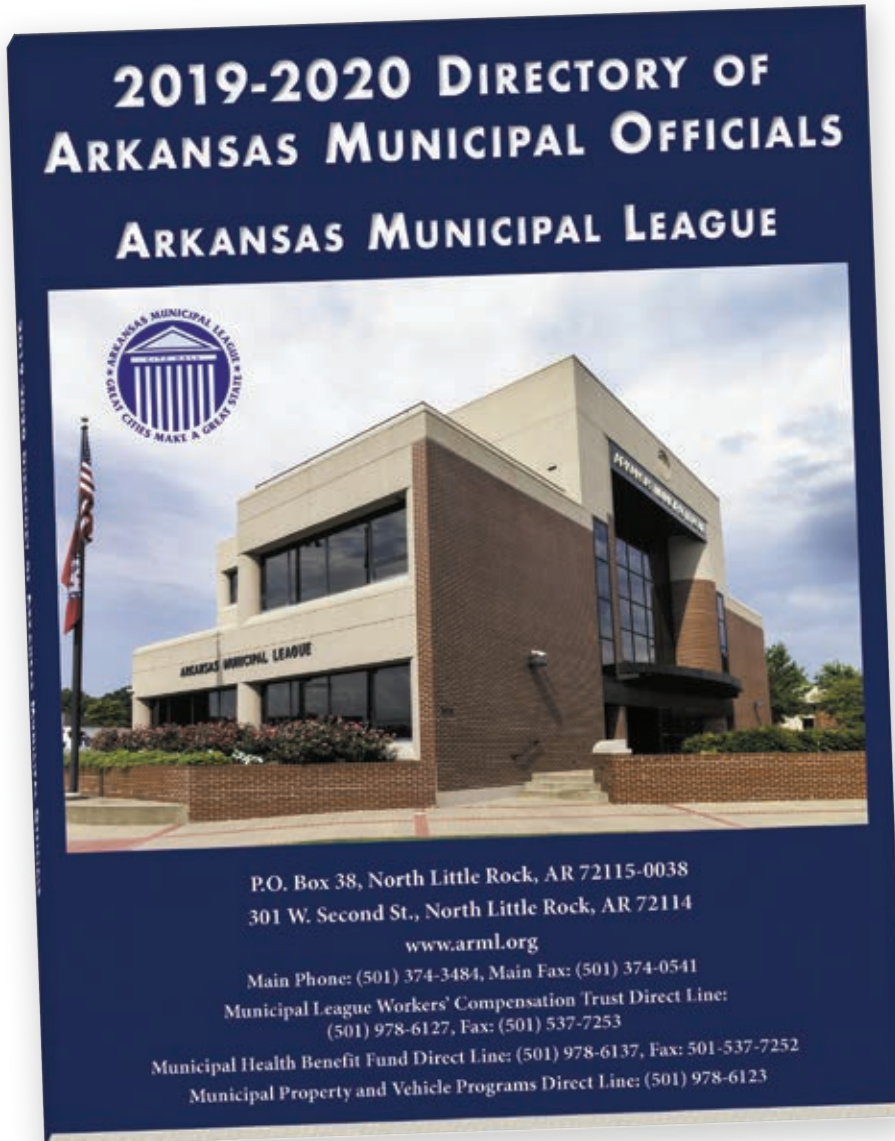
Don't be without the best resource for information on Arkansas cities. The Directory of Arkansas Municipal Officials is published biennially by the Arkansas Municipal League.

Directory information on each incorporated Arkansas cities or town includes:

- Municipal officials' names
- City population as updated by the city
- County in which the city is located
- City hall mailing addresses
- Phone and fax numbers for city hall
- Day of city council meetings
- City's Web address

To order copies of the directory, visit the AML Web site at [www.arml.org/store](http://www.arml.org/store) or call 501-374-3484.

Great Cities Make a Great State



# MUNICIPAL MART

To place a classified ad in City & Town, please email the League at [citytown@arml.org](mailto:citytown@arml.org) or call (501) 374-3484. Ads are FREE to League members and available at the low rate of \$.70 per word to non-members. For members, ads will run for two consecutive months from the date of receipt unless we are notified to continue or discontinue. For non-members, ads will run for one month only unless otherwise notified.

**ASSISTANT STREET DEPT. MANAGER**—Pine Bluff seeks an assistant street department manager. The assistant street department manager is responsible for the day-to-day operations of the department and assists in assignment, supervision, and inspection of work for employees. The assistant manager also oversees the operation of the garage and sign shop, assist in interviewing, hiring training and performance appraisals. The assistant manager inspects work in progress to ensure that workmanship conforms to specifications and the adherence to construction schedules, helps oversee the operations of the floodgates and the maintenance and upkeep to bridges in the city, act in the capacity of the street manager in his absence and all other duties assigned. HS diploma or GED plus specialized training and/or additional college courses and five years of related experience and/or training; or equivalent combination of education and experience plus two years of management experience preferred. For more information and an application, contact Vickie Conaway, director of Human Resources, 200 E. 8th, Room 104, Pine Bluff, AR 71601; or call (870) 730-2038.

**CITY ENGINEER (STREET)**—The City of Benton is accepting applications for the position of city engineer (street). Qualifications: Bachelor's degree in Civil Engineering or a related area; a minimum of eight years of experience in Civil Engineering plus years municipal engineering experience; registered as a Professional Engineer in the State of Arkansas preferred; completion and certification as a Flood Plain Manager preferred; must possess a valid Arkansas DL. For a complete job description and application, visit [www.bentonar.org](http://www.bentonar.org), or contact the Human Resources Department, 114 S. East St., P.O. Box 607, Benton, AR 72018-0607; or call (501) 776-5900; fax (501) 776-5912. EOE.

**OFFICE CLERK**—The City of Tontitown is accepting applications for the position of office clerk. The duties of this position include: greeting customers in reception area, provide information and answers, answer incoming phone calls and take messages. Perform clerical and recordkeeping work that involves record maintenance, digital files, filing and data entry. Perform administrative support to other city departments. Utility billing and receivable clerk, receiving payments, prepare utility billing reports each billing cycle. Process accounts receivable and maintain records for the City Water and Sewer Office. Applicant must have HS diploma or GED and must possess a valid Arkansas DL. Must be able to pass a pre-employment drug screen and background check. Applications are available online at [www.tontitown.com](http://www.tontitown.com). You can email the application and resume to [pwdirector@tontitownar.gov](mailto:pwdirector@tontitownar.gov) or you can mail it to: City of Tontitown ATTN: Public Works Director, P.O. Box 305, Tontitown, AR 72770. No phone calls please.

**POLICE CHIEF**—The City of Bradley is now accepting applications for a full time police chief. Must be certified and meet all requirements of law enforcement standards and training. Must be willing to relocate within 5 miles of Bradley city limits. Send Resume to, or applications are available at: City of Bradley City Hall, P.O. Box 729, 410 Pullman Street, Bradley, AR 71826. Office hours are 8-4 Mon-Fri. (870) 894-3464. EOE.

**POLICE CHIEF**—The City of DeWitt is accepting applications for the position of police chief. Resumes may be sent to the City of DeWitt, 115 N. Adams St., DeWitt, AR 72042; or email [dewittmayor@centurytel.net](mailto:dewittmayor@centurytel.net); or fax (870) 946-1005. For more information please call (870) 946-1776.

**POLICE CHIEF**—the City of Pea Ridge is seeking qualified applicants for the position of full-time police chief. Applicants must be certified and meet all requirements for law enforcement standards and training. Send resume with cover letter to City of Pea Ridge, Attn: Mayor Crabtree, P.O. Box 10, Pea Ridge, AR 72751. EOE.


**POLICE CHIEF**—The City of Stuttgart (Arkansas County) is accepting applications for the position of police chief. Resumes may be sent to Carol Ables, Personnel Director, City of Stuttgart, 304 South Maple, Stuttgart, AR 72160; or faxed to (870) 673-8725. Full benefit package included and salary dependent on experience. For more information, please call (870) 673-8817.

**PUBLIC WORKS FOREMAN**—The City of Tontitown is accepting applications for the position of public works foreman. The duties of this position include: scheduling day-to-day operations of the water, sewer and street department personnel; maintaining inventory of parts and materials for emergency repairs; operating all equipment necessary to perform water, sewer and street repair; responding after normal working hours, nights or weekends and in inclement weather to perform emergency services. Applicant must have HS diploma or GED and must possess a valid Arkansas DL. Must be able to pass a pre-employment drug screen and background check. Applications are available online at [www.tontitown.com](http://www.tontitown.com). You can email the application and resume, to [pwdirector@tontitownar.gov](mailto:pwdirector@tontitownar.gov) or you can mail it to: City of Tontitown ATTN: Public Works Director, P.O. Box 305, Tontitown, AR 72770. No phone calls please.

**WATER/WASTEWATER OPERATOR/GENERAL LABORER**—City of Shannon Hills, notice of job opening. Open date: Jan. 1, 2019. Closing date: until position is filled. Pay based on exp. \$12.00 - \$15.00 per hour. Summary of job duties: receive training in work methods and procedures; perform manual and semi-skilled construction and maintenance work; operate construction and maintenance equipment; perform clean up

work; notifies customers when water is being shut off for repair work; will be required to perform tasks for other departments and/or areas of the city; other jobs as specified by director. While the position is not a supervisor position it will require the applicant to possess supervisory/crew leader skills set while working in the field. Knowledge, skills, and abilities: knowledge of basic hand tools including but not limited to wrenches, socket sets, picks, and shovels. Knowledge of underground utilities. Knowledge of water and wastewater line repair. Knowledge of general vehicle maintenance in order to check fluids, belts, etc. to ensure safe operation. Ability to complete reports. Ability to lift minimum of 80 lbs. Ability to work from verbal, written, diagrammed and phone instructions. Ability to learn and use related construction safety practices. Ability to learn to drive standard transmission vehicles. Ability to perform manual labor in all weather conditions. Ability to work in confined spaces. Special qualifications: Must be 18 years old or older. Valid Arkansas DL. Good driving record. Must be available for call outs; nights, weekend, and holidays. Must possess good interpersonal skills to effectively communicate with customers and other employees. Desirable qualifications: 5 years exp. in water/wastewater or related field. Knowledge of underground utilities. CDL class B. Grade 1 or higher water license. Class 1 or hire Wastewater Treatment. Applicants will be given a pre qualifying physical and drug screen. Apply in person 8 a.m. - 5 p.m. Mon.-Fri. at: Shannon Hills City Hall, 10401 High Road East, Shannon Hills, AR 72103. Email resume to: [shannonhillspubworks@aristotle.net](mailto:shannonhillspubworks@aristotle.net). EOE.

**WASTEWATER PRETREATMENT COORDINATOR**—The City of Blytheville is accepting applications for the position of wastewater pretreatment coordinator. Duties include performing field sampling for pollutants, interpreting results, preparing reports based on sample results. Inspects facilities that generate commercial wastes for compliance to appropriate regulations including the review of records and field sampling. Works with industries to help resolve non-compliance issues. Prepares reports including DMRs and maintains records. Requirements include: Some college and three years experience in the wastewater treatment industry or a combination of training and experience, Class 3 Wastewater Treatment Plant Operator License, and possession of a valid Arkansas DL. Salary range is \$43,000-\$48,000 with full benefits depending on experience. Interested applicants can send a resume to City of Blytheville, Personnel Office, 124 W. Walnut St., Blytheville, AR 72315. A full job description and an online job application can be found at [www.cityofblytheville.com/156/Human-Resources](http://www.cityofblytheville.com/156/Human-Resources). Open until filled. EOE.

**FOR SALE**—The Downtown Little Rock Partnership has for sale a 2001 Tennant Street Vacuum. It runs but needs work. \$1,000. For more information contact Gabe Holmstrom at (501) 375-0121. 

## MEETING CALENDAR

**March 10-13, 2019**  
**2019 National League of Cities**  
**Congressional City Conference**  
Washington, D.C.

**June 12-14, 2019**  
**Arkansas Municipal League**  
**85th Annual Convention**  
Statehouse Convention Center  
Little Rock, AR

**Nov. 20 - 23, 2019**  
**National League of Cities**  
**2019 City Summit**  
San Antonio, Texas

DEVE  
L  
OPMENT  
VISI  
O  
N  
FINAN  
C  
ING  
EXP  
A  
NSION  
KNOW  
L  
EDGE

Our municipal and public finance attorneys work with state and municipal employees to provide legal counsel for local improvement. We offer trusted advice and innovative solutions to help ensure municipalities, school districts, authorities and other units of local government meet their project finance goals.

Learn more today.

MITCHELL | WILLIAMS

Little Rock | Rogers | Jonesboro | [MitchellWilliamsLaw.com](http://MitchellWilliamsLaw.com)

Mitchell, Williams, Selig, Gates & Woodyard, P.L.L.C.

425 W. Capitol Ave., Suite 1800 | Little Rock, AR 72201 | R.T. Beard, III, Managing Director

The only Top 10 public  
finance firm in Arkansas also  
has some of the deepest roots.



CHAD MYERS // MARY MORGAN GLADNEY // SAMANTHA WINEKE // DANIEL ALLEN  
RON PYLE // SAM NAGEL // PATRICIA QUINN // JIM BIRDWELL  
GAVIN MURREY // CARMEN QUINN // CHUCK ELLINGSWORTH // ELIZABETH ZUELKE

Our team has a long history of serving the Arkansas public sector we can trace back to 1931, when T.J. Raney & Sons opened its doors. A history that continued when we became Morgan Keegan and then joined forces with Raymond James. And through all that time, our commitment to our clients and to the communities across our state has only grown, helping us become one of the top 10 underwriters in the country – and the only top 10 national firm in Arkansas.

Put our unique combination of local history and national strength to work for you.  
Visit [rjpublicfinance.com](http://rjpublicfinance.com).

### **ARKANSAS PUBLIC FINANCE**

100 Morgan Keegan Drive, Suite 400 // Little Rock, AR 72202 // 501.671.1339

# **RAYMOND JAMES®**