

# City & Town

AUGUST 2012 VOL. 68, NO. 08

THE OFFICIAL PUBLICATION OF THE ARKANSAS MUNICIPAL LEAGUE







# “PROVIDING FINANCIAL SOLUTIONS THAT ARE AS SOLID AS OUR HANDSHAKES.”



Founded in 1979 with only seven associates, Crews stands strong today with more than 200 investment professionals and a history of continued growth in both financial strength and influence. A distinctive, personal approach to customer service, the ability to make quick decisions, a hard-working attitude, and proven financial success for clients of all types and sizes. That's a lot to stand on. And when it comes to providing the capital you need and the service you deserve, you can always count on Crews to be fully invested.

**Robert D. Wright • Senior Managing Director**  
479.927.4123 • [rwright@crewsfs.com](mailto:rwright@crewsfs.com)

**INVESTMENT BANKING**  
**BONDS • LEASES • LOANS**

800.766.2000 • [crewsfs.com](http://crewsfs.com)

Member  

 **Crews & Associates**

Fully Invested.

## FEATURES

### 6 Camden mayor reconnects city with river


The Ouachita River played a major role in Camden's development, and Mayor Chris Claybaker, the League's 2012-2013 president, believes reconnecting the city to the river is the key to its growth.

### 12 Arkansas continues to grow sister city relationships

Arkansas has strong sister cities ties with cities across the globe such as Cisterna, Italy, Hanamaki, Japan, and New Castle Upon Tyne, England, and other Arkansas cities such as Helena-West Helena and Star City are looking into developing relationships of their own.

### 19 Jonesboro opens new fire station

As part of a large-scale project to expand the growing city's ability to provide adequate fire protection, Jonesboro in April cut the ribbon on Fire Station #4.



ON THE COVER—From this spot, which was once overgrown but now offers a view of the beautiful rejuvenation of Camden's riverfront, is where Mayor Chris Claybaker, our 2012-2013 League president, used to sit and dream about what his city could become. Read about our new president and Camden inside beginning on page 6. Read also inside about Arkansas's ongoing sister cities efforts, Jonesboro's new fire station, and more.—atm

*Arkansas Municipal Officials Directory Changes* . . .28  
*a'TEST* . . . . .22  
*Attorney General Opinions* . . . . .27  
*Calendar* . . . . .31  
*Economic Development* . . . . .30  
*Fairs & Festivals* . . . . .31  
*Grant Money Matters* . . . . .26  
*League Officers, Advisory Councils* . . . . .5  
*Meet Your Vice Presidents* . . . . .11  
*Municipal Mart* . . . . .38  
*Municipal Notes* . . . . .16  
*Obituaries* . . . . .16  
*Parks and Recreation* . . . . .20  
*Planning to Succeed* . . . . .24  
*President's Letter* . . . . .4  
*Professional Directory* . . . . .36  
*Sales Tax Map* . . . . .33  
*Sales Tax Receipts* . . . . .34  
*Turnback Estimates* . . . . .32  
*Urban Forestry* . . . . .14  
*Your Health* . . . . .18



Publisher  
Don Zimmerman

Communications Director  
Whitnee V. Bullerwell

Advertising Assistant  
Tricia Zello

Editor  
Andrew T. Morgan

Graphic/Layout Designer  
Mark Potter

Here's where to reach us:  
501-374-3484 • FAX 501-374-0541  
citytown@arml.org • www.arml.org

Cover photo by Andrew Morgan

*City&Town* (ISSN 0193-8371 and Publication No. 031-620) is published monthly for \$20 per year (\$1.67 per single copy) by the Arkansas Municipal League, 301 W. Second St., North Little Rock, AR 72114. Periodicals postage paid at North Little Rock, Ark. POSTMASTER: Send address changes to *City&Town*, P.O. Box 38, North Little Rock, AR 72115.



Dear Friends:

This month League officers, the Executive Committee, past presidents, Advisory Council chairs, Municipal League Worker's Compensation Trust Board, Municipal Health Benefit Fund Board, Investment Committee, and our newest proposed advisory council, the Economic Development Advisory Council, will meet for your League's annual Planning Meeting, Aug. 15-17 in Eureka Springs. This is a great opportunity for the members of the League's governing bodies to attend not only their own board's planning meeting but also other League business meetings. I look forward to joining the other board members as we better acquaint ourselves with the entire scope of the League's operations. The more we learn, the better equipped we are to serve you. I plan to take advantage of Eureka Springs' renowned hospitality. Hopefully the weather will be cooler in the Ozarks because it has certainly been a scorcher so far this summer across the rest of Arkansas.



My thanks go out to everyone who signed up during the annual Convention to work in some capacity with the League this next year. I appreciate everyone who has agreed to serve on the various advisory councils, trust boards and Executive Committee. All of these jobs are important in keeping your League officers and staff advised and aligned to the needs of our cities. I'm particularly excited about the possibility of a long-term League involvement in economic development that could involve all of our state's cities with the formation of an Economic Development Advisory Council.

This issue of *City & Town* highlights the incoming president of the League. As the incoming president that means me. I've got to admit that as someone in politics, I am flattered by the attention but also somewhat nervous about a spread featuring pictures of me when it should really be about my staff, Council and the citizens of Camden. I tried to give Andrew Morgan a feel for what makes Camden special when he was down here working on this article. I'm confident that he has done a great job, limited only by my inadequacy in doing justice to this fascinating South Arkansas city.

After reading the article I hope you understand why I believe that Camden is such a special place to work, live and raise a family. Although I wasn't born or raised in Camden, my first real job out of college was in Camden at the *Camden News*, covering the Camden City Council and the police beat. Although I worked there for less than a year before I was promoted to editor of the *Magnolia Banner News*, I learned that one of the greatest assets Camden had going for it was the wonderful, interesting and friendly people. When I had a choice where I would locate my abstract and title company almost 20 years later, I chose Camden—a choice I have never regretted. And the constants that made Camden such a special place when I first came here have not changed. I still love Camden's rich history, its location on the Ouachita River, the quaint shops and restaurants; but most importantly, I love the friendly, hardworking people that call Camden home. What a pleasure it is to serve as their mayor.

A handwritten signature in black ink, appearing to read "Chris Claybaker".

Chris Claybaker  
Mayor, Camden  
President, Arkansas Municipal League



# Arkansas Municipal League Officers

Mayor Chris Claybaker, **Camden**  
Mayor Jackie Crabtree, **Pea Ridge**  
Mayor Harold Perrin, **Jonesboro**  
Mayor Michael Watson, **Maumelle**  
Mayor Doug Sprouse, **Springdale**  
Mayor Harry Brown, **Stephens**  
Don A. Zimmerman

President  
First Vice President  
Vice President, District 1  
Vice President, District 2  
Vice President, District 3  
Vice President, District 4  
Executive Director

**EXECUTIVE COMMITTEE:** Mayor C.T. "Chuck" Hollingshead, **Arkadelphia**; Mayor Rick Elumbaugh, **Batesville**; Mayor Bob McCaslin, **Bentonville**; Mayor Roger Rorie, **Clinton**; Mayor Scott McCormick, **Crossett**; Clerk/Treasurer Johnny Brigham, **Dumas**; Vice Mayor Kevin Settle, **Fort Smith**; Mayor Laura Hamilton, **Garfield**; Alderman Rose Marie Wilkinson, **Haskell**; Alderman Reedie Ray, **Jacksonville**; Alderman Joe Dan Yee, **Lake Village**; Alderman Joe Gies, **Lakeview**; Mayor Mark Stodola, **Little Rock**; Mayor Steve Northcutt, **Malvern**; Mayor Don Sikes, **Maynard**; Mayor David Osmon, **Mountain Home**; Alderman Maurice Taylor, **North Little Rock**; Mayor Gerald Morris, **Piggott**; Mayor Carl Redus, **Pine Bluff**; Mayor Bill Eaton, **Russellville**; Mayor Marianne Maynard, **Stuttgart**; Mayor Bob Freeman, **Van Buren**; Alderman Dorothy Henderson, **Warren**; Alderman Herman Coleman, **West Memphis**

**PAST PRESIDENTS ADVISORY COUNCIL:** Mayor Tab Townsell, **Conway**; Mayor JoAnne Bush, **Lake Village**; Mayor Frank Fogleman, **Marion**; Mayor Stewart Nelson, **Morrilton**; Mayor Patrick Henry Hays, **North Little Rock**; Alderman Murry Witcher, **North Little Rock**; Mayor Mike Gaskill, **Paragould**; Mayor Robert Patrick, **St. Charles**; Mayor Gene Yarbrough, **Star City**

**LARGE FIRST CLASS CITIES ADVISORY COUNCIL:** Mayor Gary Fletcher, **Jacksonville**, Chair; Vice Mayor James Calhoun and Treasurer Glen Beedle, **Arkadelphia**; Alderman Missy Langston, **Blytheville**; Aldermen Ann Gillam and Eddie Long and Director of Operations Eddie Cook, **Cabot**; Alderman Irene Galbert and Assistant to the Mayor Kathy Lee, **Camden**; Assistant to the Mayor Jack Bell, **Conway**; Alderman Dianne Hammond, **El Dorado**; Mayor Larry Bryant and Aldermen Louise Fields and Mary Jeffers, **Forrest City**; Mayor Arnell Willis, Sr., **Helena-West Helena**; Assistant City Manager Lance Spicer, **Hot Springs**; Aldermen John Street and Chris Gibson, **Jonesboro**; Parks Commissioner Terry Bracy, **Malvern**; Clerk/Treasurer Joshua Clausen, **Maumelle**; Aldermen Jennifer Baker and Bob Devecki, **Mountain Home**; Treasurer Mary Ruth Morgan and Alderman Debi Ross, **North Little Rock**; Alderman Dale English, **Searcy**; Aldermen Marina Brooks, Charlie Harmon and Kenneth Keplinger, **Sherwood**; Mayor N. Wayne Smith and City Clerk Patti Scott Grey, **Texarkana**; Clerk/Treasurer Barbie Curtis, **Van Buren**

**FIRST CLASS CITIES ADVISORY COUNCIL:** Mayor Jack May, **McGehee**, Chair; Clerk/Treasurer Carol Westergren, **Beebe**; Mayor Tim McKinney, **Berryville**; Mayor Bill Edwards, **Centerton**; Alderman Verma Mae Newman, **Cherokee Village**; Mayor Dewayne Phelan, **Corning**; Alderman Lucan Hargraves, Sr., **Dermott**; Mayor James Berry, **Dumas**; Mayor Bruce Ledford, **Elkins**; Mayor Jon Milligan and Clerk/Treasurer Linda Simpson, **Lake City**; Clerk/Treasurer Ruth Keith, **Leachville**; Mayor Steve Jernigan, **Lepanto**; Mayor Jimmy Williams, **Marianna**; Mayor Doyle Fowler, **McCrory**; Mayor Daniel Rogers, **Paris**; Mayor Frank Bigger and Alderman Rob Olvey, **Pocahontas**; Alderman Doug Bartholomew, **Prairie Grove**; Mayor Mike Kemp and Alderman Sue Skipper, **Shannon Hills**; Clerk/Treasurer Mitri Greenhill and Finance Officer Jane Jackson, **Stuttgart**; Mayor Art Brooke and Clerk/Treasurer John Barclay, **Ward**; Alderman Juanita Pruitt, **Wynne**

**SECOND CLASS CITIES ADVISORY COUNCIL:** Recorder/Treasurer Carolyn Willett, **Smackover**, Chair; Mayor Larry Stacy, **Altus**; Mayor Darrell Kirby and Alderman Larry Hall, **Bay**; Alderman Jodi Breedlove, **Bull Shoals**; Mayor Barry Riley, **Caraway**; Alderman Wendell Moore, **Cedarville**; Mayor Bobby Box, Sr., **Chidester**; Mayor Shari Marshall, **Diamond City**; Mayor Paul Wellenberger, **Fairfield Bay**; Mayor Jeff Braim, **Gassville**; Mayor Nina Thornton and Recorder/Treasurer Carolyn Groves, **Hardy**; Recorder/Treasurer Mary Ruth Wiles, **Highland**; Alderman John Grochowski, **Horseshoe Bend**; Mayor Dennis Behling, **Lakeview**; Mayor Buddy Blue, **Little Flock**; Recorder/Treasurer Bobby Brown, **McDougal**; Mayor Jim Reeves and Alderman Don Sappington, **Norfork**; Mayor Bobby Neal, **Smackover**; Recorder/Treasurer Rite Fite, **Sparkman**; Recorder/Treasurer Jamie Almond, **Stephens**; Mayor Homer Hopson, **Waldo**

**INCORPORATED TOWNS ADVISORY COUNCIL:** Mayor Bobbie Bailey, **Alpena**, Chair; Mayor Leroy Wright, Sr., **Anthonyville**; Mayor Michael Lester, **Gum Springs**

**PUBLIC SAFETY ADVISORY COUNCIL:** City Manager Catherine Cook, **Hope**, Chair; Alderman Jim Wozniak, **Bella Vista**; Mayor Bruce Powell, **Bull Shoals**; Mayor Lioneld Jordan and Chief of Staff Don Marr, **Fayetteville**; Fire Chief Bill Johnson and Police Chief Tim Mayfield, **Gassville**; City Director Karen Garcia, **Hot Springs**; Alderman Dean Bitner, **Lowell**; Alderman Sherry Holliman, **Marion**; Police Chief Brenda Davis-Johnson, **Pine Bluff**; Mayor Sonny Hudson, **Prairie Grove**; Mayor Greg Hines, **Rogers**; Alderman Charles Gastineau, **Ward**

**ECONOMIC DEVELOPMENT ADVISORY COUNCIL:** Mayor Virginia Hillman, **Sherwood**, Chair; Mayor Billy Helms, **Clarksville**; Alderman T.C. Pickett, **Dumas**; Mayor Ian Ouei, **Stamps**

**MUNICIPAL HEALTH BENEFIT FUND BOARD OF TRUSTEES:** Clerk/Treasurer Mitri Greenhill, **Stuttgart**, District 1; Mayor David Morris, **Searcy**, District 2; Clerk/Treasurer Barbie Curtis, **Van Buren**, District 3; Mayor Billy Ray McKelvy, **De Queen**, District 4; Mayor Frank Anderson, **Bella Vista**, At-Large Member

**WORKERS' COMPENSATION TRUST BOARD OF TRUSTEES:** Mayor William Johnson, **West Memphis**, District 1; Mayor Jill Dabbs, **Bryant**, District 2; Clerk/Treasurer Sondra Smith, **Fayetteville**, District 3; Mayor Bryan Martin, **Warren**, District 4; Group Manager City Attorney Howard Cain, **Huntsville**, At-Large Member

**CASH MANAGEMENT TRUST-PENSION MANAGEMENT TRUST-MOPEB TRUST BOARD OF TRUSTEES:** Finance Director Bob Sisson, **North Little Rock**, Chair; Finance Director Paul Young, AML; Finance Director Karen Scott, **Benton**; Clerk/Treasurer Donna Jones, **De Queen**; Treasurer Mary Wiles, **Highland**; Finance Director Dorethea Yates, **Hot Springs**; Police Sgt. (Ret.) Lee Harrod, **Little Rock**; Mayor Gary Baxter, **Mulberry**; Finance Director Steve Miller, **Pine Bluff**



# Revival begins at the river for Camden mayor

By Andrew Morgan, League staff

Where Camden Mayor and new League President Chris Claybaker is from originally is a “big secret,” he jokes. “Everybody thinks I grew up in Magnolia,” he says. “The big joke was that I had to move from Magnolia to Camden, where nobody knew me, in order to get elected. I use that same joke with [Malvern Mayor Steve] Northcutt, because Northcutt grew up in Magnolia. In fact he graduated with my sister.”

That joke was even used against him by an opponent a few elections ago, he says.

“My opponent was saying ‘he’ll even admit that he was run out of Magnolia.’”

Claybaker grew up in Wichita Falls, Texas. His parents moved to Magnolia when he was a junior in high school, but he stayed behind to finish his senior year. There was also a girl involved in that decision, his childhood sweetheart and now wife, Cindy. They have two grown children, daughter Korey and son Ben.



Camden’s connection to the river is evident on its welcome sign.

After studying Public Administration and Political Science at the University of Texas at Arlington, they moved to Camden in 1976, where he took his first job at the *Camden News*. Soon, however, he was transferred to Magnolia as editor of the *Banner-News*, where he stayed until 1980. He later got into the abstract and title business and again made Camden his home.

Claybaker, first elected in 1995, is Camden’s first popularly elected mayor since the mid-1950s. Although he wasn’t a stranger to politics—his mother was Columbia County treasurer for 20 years, and he had run an election campaign for Chief Justice Dick Atkinson



The pavilion at Sandy Beach Park is a popular family destination in the once neglected park on the banks of the Ouachita River.



and had spent time as chairman of the Democratic Central Committee in Columbia County—he never had much desire to be in office.

“At the time I thought God wanted me to be the Title Czar of South Arkansas. But I also recognized that something needed to happen differently in Camden, because it wasn’t the same Camden that I remembered when I worked here at the newspaper.”

Camden had since 1959 operated under the city manager form of government. Taking inspiration from Magnolia’s strong mayor form of government, then headed by Mayor George Wheatley, Claybaker joined a group in the mid-1990s promoting a switch to the mayor-council form of government. They were successful, and he was convinced by friends to run for mayor. He was hesitant, but given his educational background, he thought he could handle it for the three years until the next election.

“I figured I could oversee the change in the form of government from the city manager to the strong mayor and then I could go back and run my abstract companies. What I discovered was you can’t serve two masters.”

He sold his businesses and devoted himself to being a full-time mayor.



Where runoff from downtown Camden once poured from a culvert into the river, this waterfall provides an attractive drainage solution for the city’s riverfront development.

Sandy Beach Park, built in the 1970s, is where Camden’s rejuvenation began for Claybaker. It’s a hilly, green, shady, well-maintained park on the banks of the Ouachita River just off of downtown Camden. It wasn’t always this attractive. Much of the park was overgrown with weeds and brush. It was generally neglected and considered dangerous, especially after dark.

He recalls taking his family there for a picnic in those days. Another family was also enjoying the park. They joined parties and just had a great time together,



What was just a few years ago an overgrown, muddy and generally unapproachable riverfront now features recreation areas, parking, a boat ramp, boat dock, river walk, and, just out of view, an amphitheater.





A downtown mural features scenes of Camden's past, including a riverboat.

he says. When he told them back at the office about their day at the park, they couldn't believe it.

"They said 'Oh no, you didn't go to Sandy Beach! What's wrong with you?'"

Cleaning up and maintaining Sandy Beach became one of his first priorities as mayor, and it grew into his broader vision: to reconnect the city with the Ouachita River.

Camden was historically a riverboat city. At one time, in fact, it was the second largest city in the state. When the railroad came through, it effectively cut off downtown from the river.

"As the cotton trade waned, so did their interest in the river," Claybaker says. "Camden pretty much turned their backs on the river. Camden doesn't have a traditional downtown square like Magnolia or El Dorado. But Camden has something they don't have and that's the Ouachita River. I became convinced the thing that was going to bring a renaissance to our downtown was to go back to the future, back to the Ouachita River."

So he began to explore ways to reconnect the city with its river heritage.

### **"Wild-eyed dreamin'"**

There's a certain spot on a rocky outcrop overlooking the Ouachita, just off downtown. This is where Claybaker would often come by himself to sit and think, he said.

"This is where I'd do my wild-eyed dreamin'."

He got a little ahead of himself at first, imagining a fine restaurant on that very spot, one with big picture-window and deck views of the river below. He even brought a friend with connections to investors to the

spot, which at the time was overgrown, to pitch him the idea.

"I told him that on the other side of all this stuff is the river. Wouldn't this be a great place for a restaurant?" His friend's response was blunt.

"He said, 'Chris, we went past a park with a swimming pool that's been empty for five years, you took me downtown and the streets were bouncing, shuttered up stores, there's a burnt out motel across from city hall, and then we come down here and you want me to get my guys to invest a quarter-million dollars to build a restaurant with the idea that on the other side of all this stuff is a river?' He said, 'Why would anybody invest a million dollars in a city that won't invest in itself?' Talk about a wake-up call."

So Claybaker took a step back, and from his dreamin' spot began to imagine a more sensible plan of action.

"I'd dream that it was sunset and boats would start coming into the boat dock, and the lights would come on and filter across the river, and people would be walking along the riverwalk, and the waitress would come up and bring me a margarita, because I was sitting on a deck in my dream. That was probably 1996 or '97. Today, you sit up here and the reality is even better than the dream. The only thing lacking is the restaurant with the double-decker deck and the waitress bringing me a margarita."

With several different grants from sources like the Game and Fish Commission and the Highway Department, he was able to reclaim the city's access to the river to the south of Sandy Beach Park. They were able to install a boat ramp with plenty of parking, a boat dock, and solve drainage issues. And what's a waterfront

without a boardwalk? The raised walkway leads to an outdoor amphitheater, built into the natural curve of a ravine below where an old concrete company used to dump their excess concrete. The amphitheater was completed about two years ago and hosts music of all kinds and, in the summer, a movie series.

“When it was first built, my granddaughter, who was about 10 at the time, had me sit back over here and she performed for me.”

Another major project has been the rejuvenation of the once thriving Front Street (now Adams Avenue) corridor. The city’s efforts to lift the area stretch back long before he was mayor, Claybaker says.

“When I was working for the *Camden News* I covered the city council. They used to talk about what they were going to do about Front Street.”

Just before he became mayor, the city restored the old Camden depot, which was a step in the right direction. When Claybaker turned his attention to the corridor, he lured Kathy Lee away from the Planning and Development District to work with him at city hall and the two began to create a vision, seek grants and other funds, and clean house. They received funds through an EPA Brownfield grant pilot project, one of the first in the state. The Adams Avenue Redevelopment Project, a longtime coming, is still a work in progress, but the city has made great strides. Derelict properties have been cleaned up and in some cases bought by the city. On one of those properties, grant money paid for an “incubator,” the Ouachita Valley Business and Technology Development Center.

“We took a place that was the epitome of hopelessness, and we built a functioning building to create hope. That’s what this is all about.”

Adams Avenue is slowly going from a crumbling corridor to an engine for economic growth in a depressed part of town. It’s what Claybaker calls “priming the pump.” It’s a concept he’d like to carry over into his role as League president.

Economic development has of course been a focus of past League presidents, he says, but he’d like to take it a step further. He’d like to find a way for the League to facilitate more cities and towns being involved in economic development projects.



Camden doesn’t have a traditional town square, but downtown features several blocks of shops and restaurants.

“I’d like to see us try something with economic development that might be unique, that would give every size city an opportunity to participate.”

Gov. Mike Beebe has involved cities in his economic development initiatives, but they require cities to “have some skin in the game.” Camden’s been blessed in that it’s been able to invest in itself to an extent, Claybaker says, but many cities and towns don’t have any skin to give.

“There are a lot of cities that are just the same as they were 10 years ago, and there’s absolutely no way they can put anything into it. And they’re the ones that need it worse than anybody else.”

We need to be able to act on our own, he says, and the League is in a good position to do more to help all the cities. The League has talked about economic development, but it’s time to come up with a mechanism for growth. The first step may be the formation of an economic development advisory council within the League, a group that could be at the table for statewide and regional initiatives, Claybaker says. He plans to discuss the idea at August’s annual planning meeting.



From left, Assistant to Mayor Kathy Lee, Mayor Chris Claybaker, Secretary Rose Moore, Treasurer Jim Green, and Code Enforcement Officer Tom Vaughan.





# Glover's Truck Center



1200 Baucum Industrial Drive, North Little Rock, AR 72002  
Telephone: 501-945-2000 Fax: 501-945-1196



Please visit us at [www.gloverstruck.com](http://www.gloverstruck.com) and join our customer loyalty program!

We specialize in "heavy duty" refuse, fire, emergency vehicles and dump trucks. Glover's Truck Center is a "one call does it all" facility that can handle ALL of your drivetrain needs. From engine to drive axles, we keep your power tied to the road. Our engine technicians are expert certified in Detroit, Cummins and Caterpillar engines. At Glover's, you receive best in class service. We also have a towing and recovery department that can transport your downed unit to the shop for repairs.

**Any make, any model, any year!**

**We offer municipal discounts!**

- Allison automatic transmissions
- Eaton/Fuller manual transmissions
- Differentials by Eaton, Dana, and Spicer
- Complete driveline center
- Detroit engines
- Cummins heavy duty and Mid-range engines
- Caterpillar engines

**Steve Hokams**, ext. 235  
[shokams@glvrs.com](mailto:shokams@glvrs.com)  
Call or email Steve for your transmission questions.

**Chuck Smith**, ext. 259  
[csmith@glvrs.com](mailto:csmith@glvrs.com)  
Call or email Chuck for your driveline questions.

**Charlie Holland**, ext. 242  
[cholland@glvrs.com](mailto:cholland@glvrs.com)  
Call or email Charlie for your engine and service questions.



## SPECIAL CONGRATULATIONS TO CAMDEN MAYOR CHRIS CLAYBAKER.

Congratulations on your appointment as President of the Arkansas Municipal League.  
Thank you for your continued and outstanding contributions to our great state.

**RAYMOND JAMES®** | **Morgan Keegan**

LITTLE ROCK PUBLIC FINANCE // RELATIONSHIPSIDEASEXECUTION

©2012 Raymond James & Associates, Inc., member New York Stock Exchange/SIPC. Morgan Keegan & Company, Inc., member FINRA/SIPC.  
Raymond James & Associates, Inc. and Morgan Keegan & Company, Inc. are subsidiaries of Raymond James Financial, Inc. and affiliated  
broker-dealers utilizing the trade name Raymond James | Morgan Keegan. 12-PF-0088 KF 07/12



Meet your

# 2012-2013 LEAGUE VICE PRESIDENTS



**First Vice President**  
**Pea Ridge Mayor Jackie Crabtree**

Pea Ridge Mayor Jackie Crabtree has served the League for 12 years, including a year as chair of the Second Class Cities Advisory Council and 11 on the Executive Committee. He was District 3 Vice President in 2007-2008.



**District 1 Vice President**  
**Jonesboro Mayor Harold Perrin**

Jonesboro Mayor Harold Perrin has served the League for three years, one year on the Large First Class Cities Advisory Council and two on the Executive Committee.



**District 2 Vice President**  
**Maumelle Mayor Mike Watson**

Maumelle Mayor Mike Watson has served the League for five years on the Large First Class Cities Advisory Council, and he served on the Arkansas Municipal League Workers' Compensation Trust Board of Trustees in 2011-2012.

**District 3 Vice President**  
**Springdale Mayor Doug Sprouse**

Springdale Mayor Doug Sprouse has served the League for four years on the Executive Committee.



**District 4 Vice President**  
**Stephens Mayor Harry Brown**

Stephens Mayor Harry Brown has served the League for two years on the Second Class Cities Advisory Council, including sitting as chair in his second year.





# Arkansas and sister cities participate in history

By Sherman Banks

**A**s a past president and President Emeritus of Sister Cities International, I was invited to participate in the British Schools and Universities Club of New York and Associated British Societies of New York 117th Commonwealth Celebration. The emphasis of the historic three-day event was to celebrate “Public Diplomacy for the Commonwealth,” the “21st Century Commonwealth and Women’s Outreach,” and “International Citizen Diplomacy and the Commonwealth.” This particular celebration was to honor Her Majesty Queen Elizabeth II of England upon the occasion of her Diamond Jubilee.

Since Arkansas through sister cities has had a 13-year relationship with New Castle upon Tyne in England, I was asked to be one of the keynote speakers.

One of the highlights of the event was a memorial to the British subjects who lost their lives in the terrorist attacks on Sept. 11, 2001, by renaming the park at Hanover Square in lower Manhattan downtown New York the Queen Elizabeth II September 11th Garden. The mission of the Queen Elizabeth II September 11th Garden is to develop and maintain a showplace garden reflecting the long history, shared friendship, common causes, and sacrifices of the citizens of the United Kingdom, the 56 countries of the Commonwealth, and the United States. The motto is “Sowing the Seeds of Friendship and Peace.”

After the dedication of the Garden a reception was held with the presentations and toasts of distinguished diplomats and guests in the Marine ballroom at the India House in Hanover Square. There I presented my speech on “International Citizen Diplomacy and

Commonwealth.” I was charged with showing how organizations like Sister Cities International, People-to-People, and International Visitors have offered avenues to express the concept of citizen diplomacy that was espoused by President Dwight D. Eisenhower in 1956.

The Arkansas Municipal League is committed to Arkansas cities developing international relationship through sister cities. League Assistant Director Ken Wasson and Star City Mayor Gene Yarbrough have over the last few years assisted the Commonwealth of Ghana, Africa, to forge a stronger partnership between African Local Government and African Traditional Rulers (Royals) for sustainable economic, educational, and cultural development through global partnerships. Wasson, during the second conference of the Africa Global Foundation in Ghana, May 2010, made a presentation on local government and the importance of developing and implementing local policies to assist and collaborate with national and international governments.

Come join cities like Helena-West Helena, Star City, and Harrison as they develop their own sister city relationships. Although each sister city relationship is unique, the ultimate result is always the concept of citizen diplomacy espoused by President Eisenhower over 50 years ago, one individual and one community at a time.



*For more information about forming a sister city relationship, contact Sherman Banks at 501-374-8493; email [sbanks@aristotle.net](mailto:sbanks@aristotle.net); or write to P.O. Box 165920 Little Rock, AR 72216.*





# RICE SIGNS

Your Leader In Transportation Safety

- Traffic Signs
- Roll-Up Construction Signs
- Sign Stands
- Traffic Cones & Barricades
- Custom Street Name Signs
- Sign Posts & Hardware



**Free Traffic Sign Catalog:**

**Call 888-728-7665**

**- or -**

**Visit [www.RiceSigns.com](http://www.RiceSigns.com)**

**Contact Us / Bids / Quotes:**

**Toll-Free: 888-728-7665**

**Fax: 877-546-6165**

**Email: [sales@RiceSigns.com](mailto:sales@RiceSigns.com)**

**Web: [www.RiceSigns.com](http://www.RiceSigns.com)**

# Quality Management of the Urban Forest

By John Slater

What a compliment to both Arkansas and North Little Rock that Mayor Patrick Henry Hays was asked to be the keynote speaker at the American Public Works Association's 2012 Sustainability in Public Works Conference on June 25 in Pittsburgh. The APWA, which has 63 chapters in North America and eight in Canada, is promoting urban forestry as a vital function of communities.



North Little Rock Mayor Patrick Henry Hays' sustainability efforts have received national attention.

Hays spoke eloquently at our Arkansas Urban Forestry Council Conference in 2011 on our "Think Global, Act Local" strategy. He currently serves as president and chairman of the board for ICLEI-Local Governments for Sustainability; vice chair of the Railroads and Passenger Rail, Transportation and Communications Committee of the U.S. Conference of Mayors; and is on the National League of Cities' Energy, Environmental and Natural Resources Steering Committee. Below I'll share the information from the APWA about him and their guidance statement.

During his tenure, North Little Rock has improved parks, built a recreational trail network, added a vintage streetcar system, built a multi-purpose arena, along with a new minor league ball park, and retained or created new jobs through partnerships with major corporations. As Mayor Hays says: "That's sustainability at work."

In response to anti-sustainability initiatives being introduced in a couple of states, Mayor Hays recently noted: "Thousands of mayors and county leaders nationwide understand the plain truth about sustainability. To

be sustainable is to balance economic, environmental and social concerns, and to think about how our actions today will affect future generations. In practice, it is about helping our communities save energy and money, create more transportation choices, preserve clean air and bring economic prosperity in the process."

As many cities are looking to urban forestry to contribute to sustainability in their communities, especially in regard to public works and infrastructure, this topic has created more discussion.

## Background and Rationale

The urban forest is a significant and highly visual infrastructure system that provides a multitude of benefits to residents of urban, suburban and rural communities. Properly planned and managed, urban and community forests enrich our quality of life and environment by improving air and water quality, increasing property values, promoting psychological and physical well-being, creating aesthetically pleasing neighborhoods, restoring wildlife habitat and building communities where people want to live. The quality of life improvements and environmental benefits that urban and community forests provide to municipalities are fully realized when planning, design and management of the green infrastructure are integrated into the overall urban design and infrastructure management goals and strategies. Public and private agencies that impact the urban and community forest will maximize the benefits that trees bring to communities by adopting common goals and objectives.

## Quality Management Of The Urban Forest

### Statement of Purpose

The American Public Works Association (APWA), recognizing that the urban forest constitutes a vital public works infrastructure element, recommends that state, provincial, and local governments initiate programs that will enhance the quality of publicly maintained trees and related vegetation by adopting approved urban forest management standards.



### Statement of Position

The APWA encourages public works agencies to maximize the environmental and quality of life benefits that the urban forest provides by:

- Utilizing the most current standards for planting, pruning, managing and preserving the urban forest.
- Incorporating tree canopy goals into community design standards.
- Identifying and meeting optimum mixed age and species distribution goals.
- Establishing reforestation practices that strategically address tree removals prior to the trees' decline.
- Coordinating the management of the urban forest with other agencies to minimize infrastructure conflicts.
- Preserving the integrity of remnant native forests.
- Recycling all green waste generated by urban forest management efforts.
- Maintaining active inventories of all urban forest assets.
- Obtaining political and stakeholder support that will ensure adequate funding for the long term care of the urban forest.

For more information on the Quality Management of the Urban Forest Guidance Statement, or about the APWA supports community forestry efforts and how to get involved, please contact Jennifer Gulick, Facilities and Grounds Technical Committee, at [jenny.gulick@davey.com](mailto:jenny.gulick@davey.com) or 859-384-8258.

### Make a Memory...Plant a Tree



*John Slater is urban forestry partnership coordinator with the Arkansas Forestry Commission. Contact him at 501-984-5867, or at [john.slater@arkansas.gov](mailto:john.slater@arkansas.gov).*


**CHENAL RESTORATION**  
**DKI™**  
*"Disaster Recovery Specialist"*

**•24 Hour Emergency Services•**

• FIRE • WIND • WATER  
• SMOKE • STORM • MOLD

**877.796.9690**  
[www.ChenalRestorationDKI.com](http://www.ChenalRestorationDKI.com)

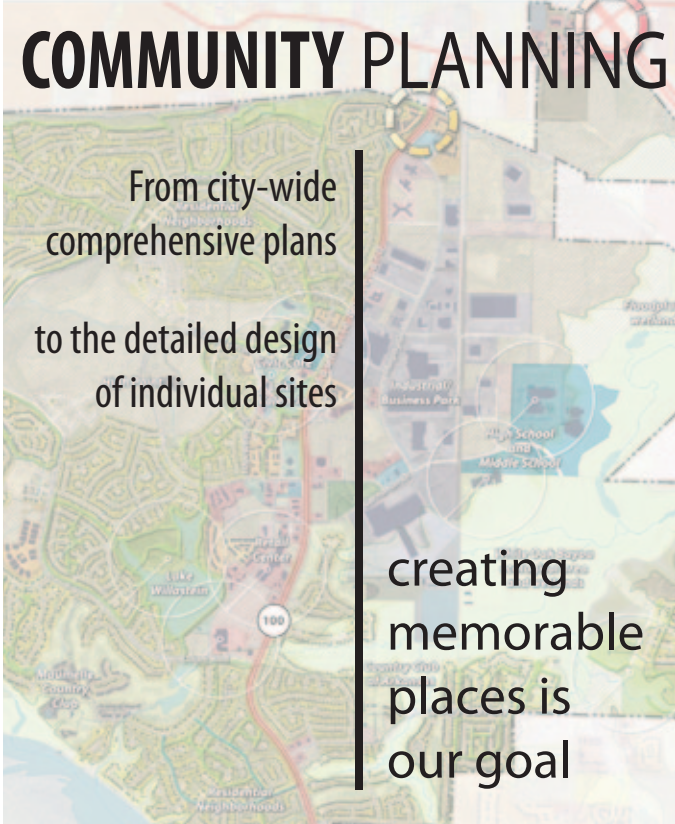
**OFFICE LOCATIONS:**  
• Little Rock • Fayetteville • Hot Springs




## COMMUNITY PLANNING

From city-wide comprehensive plans  
to the detailed design of individual sites

creating memorable places is our goal





**Crafton Tull** | [craftontull.com](http://craftontull.com)  
501.664.3245

## Stuttgart community center gets grant

Stuttgart's Holman Heritage Community Center received a \$220,000 grant to replace and make repairs to the center's roof, the *Daily Leader* reported July 11. Stuttgart was one of three cities in the state to receive the Arkansas Economic Commission general assistance grant. Nearly 100 years ago, the Holman School was opened as a school for African Americans with classes held until the 1970s. Today, the building is now known as the Holman Heritage Community Center—a work in progress to restore the building for community and civic activities as well as historic significance.

## Cities receive AEDC block grants

The Arkansas Economic Development Commission has announced more than \$888,000 in Community Development Block Grants to six Arkansas communities, *Arkansas Business* reported July 24. The grants are awarded under the General Assistance and Innovative Projects line item, designed to provide communities the opportunity to apply for grants not covered under other funding categories. The money helps small communities and rural areas of Arkansas with infrastructure and building improvements.

The grants were awarded to:

- Trumann—\$82,500 for an adult education center.
- Haynes—\$156,420 for a youth entrepreneur center.
- Peach Orchard—\$134,910 for a tornado shelter and siren.
- Stuttgart—\$220,000 to replace the roof on community center.
- DeQueen—\$178,090 for a wastewater line for assisted living center.
- Woodruff County—\$116,160 for renovation of a building for a food bank.

## Jonesboro receives \$100,000 grant

The Winthrop Rockefeller Foundation has awarded Jonesboro a \$100,000 grant for a two-year city project, KAIT has reported. The grant will help the city implement a neighborhood revitalization program for north Jonesboro. Mayor Harold Perrin said the ideas for the plan came from north Jonesboro residents.

"We reached out in the community," he said. "We've reached out in the churches. We've reached out to just about every sector to say, 'Hey, let's make sure that what we believe what needs to be done is right.'"

The plan consists of:

- Developing an NJNI Advisory Boards that includes residents and community partners to implement the North Jonesboro strategic plan
- Developing a marketing plan with promotional materials and a video to educate North Jonesboro residents, business and education stakeholders, and the community at-large about the community change process
- Organizing a team of AmeriCorps Service members to provide direct services to the community as identified by the strategic plan
- Developing a youth advisory board to assist and inform the strategic activities of the main advisory board
- Developing and implementing a North Jonesboro mini-grant program for neighborhood revitalization

The city will receive the funds in two installments. The city will receive the first installment of \$458,450 after the foundation receives formal agreement from the city. The city will receive the second installment of \$41,550 around July 15, 2013. The North Jonesboro Neighborhood Initiative is part of Jonesboro's Vision 2030, the comprehensive development plan adopted by the city in 1996 to spur growth.

## Obituaries

**GEORGE WASHINGTON JR.**, 78, mayor of Calico Rock from 1976-1982, died July 15.



## Former Cave City fire chief inducted into Hall of Fame

After 37 years of service to the Cave City Fire Department, former Chief Norman Sensabaugh was recently inducted into the Arkansas Firefighters Hall of Fame at the State Firefighters Convention, *Area Wide News* reported July 26. His induction was the result of a letter of recommendation from current fire chief Ronny Milligan, who served with Sensabaugh for many years.

Sensabaugh said he was very humbled by the nomination by Milligan, but gave all the credit to the teamwork of the department. He said they are the ones who deserve the award.

Over his many years of service, Sensabaugh has earned a long list of awards and certificates, including Cave City Firefighter of the Year in 1992, and

completing the Arkansas Firefighter Diploma with all possible classes and seals. He has also taught classes at the Arkansas Fire Academy for many years. He has served as Chief, Assistant Chief and training officer during his years with the department.

## Two cities make list of most affordable places to live

*Kiplinger* has released its 10 cheapest cities to live in, and two Arkansas cities are on the list, KATV reported July 10. Conway comes in at number six. The average home price there is \$230,000. Fort Smith came in at number four. The list is based on a cost of living index.

# AHPP awards more than \$1.6 million in preservation grants

**T**he Arkansas Historic Preservation Program, an agency of the Department of Arkansas Heritage, has awarded \$1,649,505 in grants for projects in 35 Arkansas counties through its County Courthouse Restoration Subgrant, Historic Preservation Restoration Grant, Certified Local Government Subgrant, and Main Street Downtown Restoration Grant programs, the agency has announced.

Twenty counties shared \$1,186,941 in County Courthouse Restoration Subgrants for rehabilitation of historic county courthouses across Arkansas. Counties receiving grants were Baxter, Bradley, Cleveland, Crawford, Dallas, Drew, Garland, Greene, Independence, Logan, Lonoke, Miller, Monroe, Poinsett, Prairie, Scott, Union, Van Buren, White, and Woodruff.

Eleven projects shared \$307,564 in Historic Preservation Grants, which rehabilitate buildings on the Arkansas and National Registers of Historic Places and owned by local governments or nonprofits. Municipal recipients of the grants, amounts and properties to be restored were Crossett, \$23,300 for masonry restoration at the city auditorium, and Pine Bluff, \$14,467 for restoration work and an assessment report on the Saenger Theater.

Fifteen recipients shared \$90,000 in grants through the Certified Local Government program, which is open

to cities and counties that contain a historic district protected by local ordinance, as well as to cities and counties that are seeking to join the CLG program. The grants provide training and can fund other preservation projects. Municipal grant recipients and amounts include Batesville, \$4,550 for education, training and supplies; Blytheville, \$4,000 for education and training; Conway, \$4,000 for education and training; El Dorado, \$8,000 for education, training and staff support; Eureka Springs, \$4,000 for education and training; Fort Smith, \$4,000 for education and training; Helena-West Helena, \$7,600 for education, training and staff support; Hot Springs, \$4,000 for education and training; Little Rock, \$11,500 for education, training and preparation of a National Register of Historic Places nomination for the Dunbar area; Morrilton, \$7,850 for education, training, preparation of a National Register nomination for a residential district, and outreach sessions on the benefits of historic preservation; North Little Rock, \$8,000 for education, training and administrative support; Pine Bluff, \$6,500 for education, training and signage for the Pine Bluff Commercial Historic District; Rogers, \$8,000 for education, training and staff support; Russellville, \$4,000 for education and training; and Van Buren, \$4,000 for education and training.

# Minimally invasive 'pipeline' treats aneurysms

By Eren Erdem, M.D.

**A**n aneurysm can be a scary thing. Caused by weakening of a blood vessel's wall, it appears as a balloon-like bulge from the side of the vessel and can burst at any time, causing a stroke or death.

An aneurysm may be located in many areas of the body, such as blood vessels of the brain, the aorta, the intestines, the kidney, the spleen, and the vessels in the legs. The most common location is the aorta, which carries oxygenated blood from the heart to the body. While the exact cause isn't known, multiple factors are thought to contribute to the formation of an aneurysm, including high blood pressure and atherosclerosis, known as hardening of the arteries, as well as smoking, diabetes and family history.

Years ago, aneurysms required a surgeon to operate to identify the damaged blood vessel and put a clip across the aneurysm to prevent further growth or blood leakage.

However, in many cases we are now able to treat the problem without surgery with a process called coiling. An interventional neuroradiologist can thread a tube through the arteries until it reaches the aneurysm, then fill it with coils of wire to prevent further blood from entering.

At the University of Arkansas for Medical Sciences (UAMS), we offer this minimally invasive aneurysm treatment, including the new Pipeline Embolization Device for certain large or giant wide-necked intracranial aneurysms. UAMS is one of the country's few medical centers offering the method, which received the federal Food and Drug Administration's premarket approval in April 2011.

Tony King of Texarkana was treated recently for a brain aneurysm with the Pipeline method. King, a law enforcement officer in his mid-50s, remembers being told at his local hospital that his sudden left-eye blindness was caused by an aneurysm and that his odds of surviving the three-hour ambulance ride to UAMS weren't good.

His aneurysm didn't burst, but it was applying pressure to adjacent nerves that caused his temporarily

impaired sight. When he got to UAMS, we discovered he had four additional aneurysms, an extremely rare occurrence.

King underwent three aneurysm procedures over a 10-month period. All of the procedures were done endovascularly, meaning the aneurysms were treated from within the blood vessels. This method involves inserting a catheter into a major blood vessel near the groin, and from there it is threaded all the way into the brain.

In the first two procedures, thin wire-like material known as coils were pushed into three of his aneurysms. The coils filled the space inside the aneurysms and shut off blood flow into the aneurysm. Coil Embolization, as it is known, became a standard aneurysm treatment in the 1990s.

King's final two aneurysms were treated using the Pipeline Embolization Device. Resembling a tiny cylindrical spring, the device is composed of 48 braided strands of cobalt chromium and platinum tungsten. From within the vessel, it is placed over the aneurysm using a micro-guidewire and a micro-catheter. Working somewhat like a stent, the flexible device fits snugly against the inner walls of the vessel to shield the aneurysm from blood flow. The device forms a scaffold upon which endothelial cells can grow. Eventually the cells cover the implant, including the neck of the aneurysm, which seals off the aneurysm.

The Pipeline Embolization Device is very exciting and opens a new era for us in the treatment of aneurysms. While its use is currently limited to certain types of aneurysms, we anticipate that use of the device will soon be expanded for aneurysm treatment in other parts of the body.



*Eren Erdem, M.D. is Associate professor of interventional neuroradiology, College of Medicine, University of Arkansas for Medical Sciences.*



# Jonesboro opens new fire station



Jonesboro, instead of cutting a ribbon, “cut” the fire hose on its new Fire Station #4 on April 26. The new station is Phase 3 of a long-running project to better serve the growing community.

Less than six years ago, Jonesboro was faced with the stark possibility that it could lose its Class 3 ISA rating and was in danger of being reclassified as a Class 4/9, which would have resulted in increases in insurance premiums. The city’s leadership made a multi—phase commitment to not only protecting their ISO rating, but to position the department and the city to handle future growth as well.

The plan called for adding new stations and for the relocation of some current stations. The first two stations—Phase 1—were completed in 2008, and the

second two—Phase 2—in 2009. In 2011, Jonesboro broke ground on Phase 3: the construction of a new facility on Harrisburg Road to relocate a station off of Stadium Drive. There is only one station left to construct/relocate for the plan to be fulfilled.

The relocations allow the fire department to fill in gaps in service and cover more rooftops with shorter response time. Once completed, the city will have a fire protection plan that will be effective for the next 15-20 years.

“This is a great day for the City of Jonesboro,” Mayor Harold Perrin said. “The work done by our fire department is extraordinary, and to be able to give them the tools and resources to match their commitment to training and service is a great feeling.”

## Volunteer Community of the Year nominations open now

It’s time to consider nominating your city or town for the annual Arkansas Volunteer Community of the Year Awards. The awards, co-sponsored by the Arkansas Municipal League, the Governor’s Office and the DHS Division of Community Service and Nonprofit Support, honor 12 communities each year for outstanding citizen volunteerism.

For nomination details and to download an entry form online, visit [www.humanservices.arkansas.gov/dcsns](http://www.humanservices.arkansas.gov/dcsns) and click the Volunteer Community of the Year Award link.

Nominations will be accepted beginning in July. The nomination deadline is Sept. 29. If you have any questions about the nomination process, please call Rebecca Burton at 501-682-7540, or email [rebecca.burton@arkansas.gov](mailto:rebecca.burton@arkansas.gov).

# Lines on the land

By Bill Worthen

Sometimes it's hard to see lines on the land. It's just so frustrating when I see satellite images of the United States and the boundaries of Arkansas are not clearly evident. Our little irregular square of property should stand out prominently! It's only when I'm forced into a little historical perspective that I am reminded of the short-term existence of those lines. Maybe not that of the Mississippi River, which has been a meandering demarcation for thousands of years, but of those other sides of Arkansas which came about through a process of treaties and political decisions having little to do with the natural divisions of the land or its use.

These comparatively recent lines on the land represent a new way of looking at this world, a microcosm of the European heritage imprinting itself upon Native America. Native Americans had a different relationship to this place. While it is dangerous to assume commonality among hundreds of independent nations, by and large Indians had a concept of property rights based upon land use and tribal tradition. Private property did exist, under tribal systems, which reinforced the greater good of the tribes above the interest or ambition of the individual. It is also clear that Indians had no role in developing the legal system in which the white culture worked out these property issues. Simply stated, acknowledging these new lines, and yielding to this new legal system, cost each tribe part of its worldview.

It is in this context we turn to my favorite line on the land: the Quapaw Line. The fact of this line suggests that the Quapaw Nation had already lost something. In years previous to its marking, the Quapaw knew where they were. The Osage in the northwest didn't have a problem with that as long as the Quapaw didn't go much further upriver than the Little Rock, and the Caddo controlled

lands to the southwest. This arrangement was honored by the French, who while claiming sovereignty over all of Louisiana, knew who owned this piece of the earth.

Things changed as the Americans moved into what they called Arkansas. Arkansas is the Illinois Indian term for the Quapaw, so the Indians were acknowledged even as the newcomers moved in. The Treaty of 1818

restricted the Quapaw to between the Saline and Arkansas Rivers, with their western boundary being the line due south from the Little Rock—the Quapaw Line.

When Little Rock was first settled, around the Little Rock, the Quapaw Line ran through town. Maps of Little Rock that reflect the expansion of the city all include the Quapaw Line. What is the eastern boundary of the original city of Little Rock, or the western boundary of Pope's, Stevenson's and Johnson's Additions? What is one of the indications of the slightly out-of-square nature of the street grid downtown? What is the reason for the little stone marker at the corner of 9th and Commerce by the Arts Center?

By 1824, a new treaty with the Quapaw removed them from their homeland, sending the tribe on a journey that led, eventually, to Indian Territory. Other Indian claims to Arkansas, of the Caddo,

Osage, Choctaw, and Cherokee, were extinguished as efficiently as they were removed to what became Oklahoma, and there remains no physical presence of these nations within the state's borders.

A sculpture by Native American artist Denny Haskins was dedicated June 22 in Riverfront Park. The sculpture sits on the Quapaw Line, and honors the Quapaw and the Caddo and Osage, the three major tribes in Arkansas during the colonial period. What is the message we should take from the Quapaw Line, and from this sculpture?





The Historic Arkansas Museum features a permanent exhibit on these three nations in whose homelands we now live. The exhibit was created in partnership with elders from the three tribes, and the title “We Walk in Two Worlds” offers a suggestion of the profound impact of the meeting between the expanding United States and the native population living here. They are two different worlds, two different ways of looking at life. What is the primary message these elders wished to impart to the visitors to the exhibit? Was it the loss of life, homes and homeland at the hands of the dominant culture? Was it the injustice suffered? Not at all. As stated by Larue Parker, a Caddo elder, “It has been so very hard, but at the same time, there is this will of the people that no matter what happens, we are going to make it, we are going to survive.” David Conrad, an Osage elder, suggested an even more concise mission for the exhibit: “We are still here, but over there!” So the sculpture and the Line become invitations to remember the first people of Arkansas, and to celebrate their continuing presence, if not right here, at least “over there.”



*Bill Worthen is Director, Arkansas Historic Museum.*



**America's Tank Maintenance Company!™**

Utility Service is the premier provider of professional water tank services:

- Maintains thousands of potable water tanks under full service asset management programs
- Delivers true sustainable solutions and peace of mind
- Provides site management services for antennas on existing and new tanks

**A water quality management tool...WaterMix™**  
The Right Mix for Cleaner Water

- Minimize organics
- Stabilize disinfectant residuals
- Eliminate thermal water stratification
- Maximize filter media efficiency

Call your local Utility Service Representative today...

**Brian Woodring • 501.920.1900**  
bwoodring@utilityservice.com • Sherwood, AR

utilityservice.com

## CSAsoftwaresolutions

Accounting & Billing Specialists

### CenterPoint

#### Fund Accounting & Payroll

#### Key Features

- \* Direct Deposit Module
- \* Accrue and track vacation/sick leave
- \* Unlimited funds, departments & accounts
- \* Detailed general ledger and activity report
- \* Easy bank reconciliation
- \* Print Semi-Annual Financial Report in seconds
- \* Drill-down to detail of transaction
- \* Print income statements with budgets
- \* Receive on-site installation and training

Call us today for a free information packet!

1.800.264.4465

WWW.CSASoftwareSolutions.com

# NEWSLETTER

AUGUST 2012

The Newsletter, provided by a'TEST consultants, is included in *City & Town* as a service of the Arkansas Municipal League Legal Defense Program.

## New marijuana mouth spray for cancer patients

Sativex, a medical marijuana drug, may soon be approved in the U.S. as a treatment for pain relief. It appears the drug has little potential for abuse. British company GW Pharmaceuticals is currently testing the drug, which is delivered as a mouth spray. The company plans to seek FDA approval in the once the clinical trials are over.

It is the first marijuana-based drug to be made by extracting the compounds from the cannabis plant, rather than synthesizing them. Two other drugs, Marinol and Cesamet, both based on synthetic cannabinoids, were approved by the FDA in the 1980s. GW Pharmaceuticals has obtained approval for the drug in the United Kingdom, Spain, Canada, and New Zealand. We will keep you posted on the progress of this drug.

## Federal agents take on marijuana issues

Federal agents are targeting California pot dispensaries for closure, much to the chagrin of marijuana users and abusers. When the California voters legalized medical marijuana, few realized how many problems would result from this action. Now the realization has hit the state hard and federal agents have decided to help clean up the mess. What happens now?

First, the so-called doctors who prescribe medical marijuana are mostly incompetent, asking minimal questions why the patient needs this "medicine" and then writing a prescription. Second, regulations in California are virtually absent. It is possible to get pot by just telling the doctor you can't sleep—and this can be accomplished by calling the doctor at one of the questionable pot dispensaries, asking for and securing the drug within a couple of hours. Within an hour or so, it is possible to go to another dispensary and buy more pot, and this action can go on all day. Why pot? You can get a pain prescription for a very small amount from a legitimate pharmacy; however, one cannot get the medicine refilled again until 30 days have passed. Pot can be available all the time and that makes the addicts happy.

In most instances, people who have obtained legitimate cards to purchase grass really just want to get high.

Pot is not the only painkiller or sleep aid available, but it appears the motivation to go to a marijuana dispensary is basically to get high. There is no proof that marijuana has any legitimate medical properties, and as such, the Department of Transportation does not accept medical marijuana cards and use as an acceptable excuse for a positive drug test.

Some opponents of medical marijuana dispensaries have been challenged to visit drug rehabilitation facilities to see the suffering that people experience when addicted to this drug. Their general comments have been, "I don't want anyone to infringe on my right to get high or to impact my business." Well, Mr. Provider, the federal government will be closing your door and your money belt will not be so full. Marijuana is still considered dangerous and does not belong in the workforce or readily accessible to anyone.

## Feds hit Denver pot growers

California is not the only state having problems with their legalized medical marijuana programs. It seems the federal agents are cracking down on large-scale marijuana growers in the Denver area and have already levied charges against the growers. Altogether, some 3,100 plants were confiscated. The grow facility was described as a professional nursery, and Richard Crosse owned the building. He was also an investor in the allegedly illegal business. Crosse and the others did not follow the state rules for growing marijuana.

Marijuana grown even for medicinal use violates federal law. Colorado, however, allows growers to produce the drug, and users to consume the drug, only if they follow state rules. If convicted for failure to follow the Colorado marijuana grower laws, the punishment would be a conviction of no less than 10 years and not more than life in prison, plus a fine of \$4 million.

We will be watching this action in Colorado to see how far the federal agents will go with their raids, seizures, and punishments. This case, and the Colorado case, should cause other states to take notice that federal law supersedes state law when it comes to medical marijuana issues.



## **Is your drug and alcohol training current?**

Regular training adds strength to your abilities to manage a drug and alcohol testing program and is needed for federal compliance, and a'TEST offers a variety of training classes by several means: webinar sessions, in-house at our sites, your workplace, or in conferences. Requirements for testing and laws change often, and employers must be aware of these changes. Collection sites and specimen collectors must be up to date in their training so they can avoid errors that cause delays in getting test results or tests that are cancelled due to errors. The federal guidelines state specimen collectors must be trained every five years.

Is your chosen clinic and specimen collector current in their training? If a direct observation test is required for a DOT test, does your clinic have a male and female trained collector available? Does your collector even know this requirement? If you conduct testing at your company site, are you in compliance? In any of the instances above, a'TEST can provide the necessary training for you or the collection site that you use for testing. Please remember that the employer remains responsible for their testing program. Service agents may assist you, but the ultimate compliance of your testing program is yours.

**a'TEST CONSULTANTS, Inc., provides drug and alcohol testing as a service of the Arkansas Municipal League Legal Defense Program. The program helps cities and towns comply with the U. S. Department of Transportation required drug testing for all holders of commercial drivers' licenses.**

## **Drug for opioid dependence available**

The FDA approved extended-release injectable naltrexone (Vivitrol) in October 2010 to treat people with opioid dependence. This medication provides patients with opioid dependence the opportunity to take effective medication monthly, as opposed to the daily dosing required by other opioid dependence medications (i.e. methadone, buprenorphine, oral naltrexone). Extended-release injectable naltrexone was approved by FDA in 2006 to treat people with alcohol dependence.

Treatment of opioid dependence remains a national priority. According to the 2010 National Survey on Drug Use and Health, approximately 359,000 individuals reported either dependence on or abuse of heroin, and 1.92 million individuals reported either dependence on or abuse of prescribed painkillers.



# Changing demographics: How shall we cope?

By Jim von Tungeln

**D**emographic trends, around the world and in our country, can exert a profound influence on our communities. Whether urban planners or elected officials, we should keep aware of them. They represent, to some degree or other, our future.

We could divide trends into a myriad categories, but let us shoehorn them into three. First, there are global trends that will affect us all in a general manner. Researchers with the Harvard Initiative for Global Health tell us that, worldwide, our future will see higher absolute numbers and larger shares of elderly people. Along with this, we shall see longer healthy life expectancies, and relatively fewer numbers of working-age people as fertility rates drop.

Before we become alarmed, however, the same researchers point out that the effects of these trends are difficult to predict. Rather than panic, we should think about how they might influence policy-making in terms of retirement ages, immigration, and the need for elderly services.

Second, there are trends that surely mean something but we do not know what at this point. One of the most dramatic is the change in gender characteristics of the workforce. The University of North Carolina's Kenan Institute pointed out these trends in a recent publication, "Six Disruptive Demographic Trends: What Census 2010 Will Reveal." Among the facts noted is an increase in the percentage of women in the workforce from 36.8 percent in 1970 to 49.8 percent in 2010. In 2009, according to the Bureau of Labor Statistics, women business owners accounted for about 40 percent of all businesses in the United States. In addition, women held 43 percent of executive, administrative, and managerial positions.

The facts point to a continuation of this trend. The Kenan Institute paper points out that the gender ratio in college admissions has been 60 percent female and 40 percent male for most of the past decade. For the graduating class of 2010, 572,000 more associate's, bachelor's, master's, professional, and doctoral degrees were awarded to women than to men. In four-year colleges and universities, for every two males that graduated, three females graduated.

What does this all mean? Who knows? Personally, I think it bodes well for the country, but that is just one



PHOTOS BY JIM VON TUNGELN

A detached accessory dwelling unit to the rear of the primary structure.

person's opinion. It most likely means that things will be different in the workplace of tomorrow, particularly the public workplace.

Finally, we come to those trends that face our communities directly and with which we must deal immediately. For example, the much-heralded "baby boom" generation has now achieved senior citizen status.

A report prepared for FEMA in May 2011 warned that agency to begin preparing for this trend. It pointed out that in 2011, the first of the approximately 76 million persons who were born between 1946 and 1964, would reach age 65. As the boomers age, the percentage of Americans who are elderly will nearly double, from 12 percent of the total population in 2000 to 21 percent in 2050. The oldest segment of the elderly, age 85 years and older that now represents 1.4 percent of the population, is projected to represent 4.3 percent by 2050.

Paralleling these facts is a significant increase in the number of children (and in some cases their parents) living with grandparents. Between 2001 and 2010, the number of children living in grandparent-headed households increased by 26.1 percent (1.0 million) while the number of children living in all U.S. household types increased only 3.8 percent (2.7 million).





A traditional accessory dwelling unit over a garage.

These trends will place burdens upon planners and elected officials to incorporate new forms of housing into their communities. As an example of how some progressive communities are facing this challenge, we might look to the past as well as the future. Those of us who may have lived in a garage apartment in their younger days will recognize the approach immediately.

Yes, I am referring to so-called granny-flats, servants' quarters, mother-in-law apartments and such. We use a number of names. The official descriptor these days is accessory dwelling units.

These may take the form of backyard cottages, dwelling units over garages, or additions to existing structures. Whatever form, they address the following:

- The need for housing units for parents or grandparents of the primary residents.
- The need for housing for “stay-at-home” adults, or, as the popular literature describes them, victims of the “failure to launch” syndrome.
- Achieving the economic benefits of higher residential densities without apartment construction.
- Providing variety in housing.
- Providing accessible housing for cities with special needs, such as college towns.

Cities may expect to encounter resistance to including such provisions in their zoning code but it is worth the effort. Jeremy Pate, development services director

of the City of Fayetteville tells us, “... having accessory dwelling units as a use by right has been a good change for us, and it came with relative ease at the Commission and Council level. We did listen to several neighborhood groups and amended the ordinance to add some design standards, independent sewer/water connections, and other provisions.”

Tom Daniels has written a thorough and well-crafted treatment of this subject in a publication, “Practice Accessory Housing” in the July 2012 issue of *Zoning Practice*, a publication of the American Planning Association. He notes in particular that the permitting of accessory dwellings should reflect a provision of the city’s adopted land use plan. For example, Fayetteville’s code addition was an action step from its CityPlan 2030, specifically the goals of making appropriate infill a priority and creating opportunities for attainable housing.

How is your community planning to meet the future?



*Jim von Tungeln is staff planning consultant and available for consultation as a service of the Arkansas Municipal League. He is a member of the American Institute of Certified Planners. Contact him at 501-944-3649. His website is [www.planyourcity.com](http://www.planyourcity.com).*

# Give to receive

By Chad Gallagher

Community development and economic development are close cousins. Successful community development with unique and impacting projects—libraries, community centers, redeveloped downtowns, festivals, parks, and more—leads to economic development. A beautiful, functional, and livable community is attractive for both residents and potential employers.

We know that pursuing grant funds is an important way to bring about successful community development. Through federal, state, and private grant opportunities, cities and towns can make community projects become realities. Grants are a helpful avenue in making your dollars stretch further and achieve more for your citizens.

Normally in this space we discuss pursuing grants, but have you ever thought of giving them out? You read that correctly. There may be specific goals or community efforts that local organizations or local businesses might be able to help you achieve more quickly and easily than you could by yourself.

Many cities already give funds to community organizations for tackling projects that serve the greater public good, such as food pantries, animal shelters, indigent care at local hospitals, senior citizen centers, museums, and libraries. Likewise, many cities directly or indirectly finance economic development projects in order to help bring new jobs to town. There may be other projects large and small that can be conquered with help from local businesses.

For example, if your community is focusing on downtown, you might consider a fair and equitable process by which building owners can apply for mini-grants to spruce up their facades. Create an application process,

guidelines, and in a short time you can significantly enhance the look of your historic district. In doing so you'll strengthen the relationship between the municipal government and the private sector while knocking out blight or dilapidation that might be hurting your community's overall image.

You could also offer small grants to local nonprofits to tackle specific community development projects like cleaning up certain areas, or painting or repairing dilapidated properties. Create a list of needs and challenge your local organizations to tackle these.

Additionally, you might consider this sub-granting or mini-grant approach as one of your own grant writing strategies. We worked recently on a project for an organization that received a large grant from a national foundation. The application proposed a small mini-grant to others to create community gardens. It was a huge success with the funding organization. They loved that they were touching more organizations directly. For some grant applications it is the perfect move.

Municipal funds are tight, and most of the time when you hear grants you start thinking of receiving money. But take a step back and think about how organizing your own grant program might help your community check some projects off your to-do list. I did read once that it is better to give than receive.



*Chad Gallagher is principal of Legacy Consulting and a former mayor of De Queen. Contact him in De Queen at 870-642-8937, 501-246-8842 in Little Rock, or email [chad.gallagher@legacyincorporated.com](mailto:chad.gallagher@legacyincorporated.com).*



## The 2012 Sales Tax Survey results are in!

In early 2012 the Arkansas Municipal League conducted a Local Sales Tax Survey. Surveys were sent to all 500 Arkansas municipalities. The purpose of the survey was to gain a clear picture of the various uses of local sales tax. The response rate was 58 percent, with 292 surveys out of 500 returned. Based on our findings, the most common sales tax rates are: 1 cent (98 cities), 2 cents (50 cities) and 1.5 cents (20 cities).

The local sales tax continues to grow in significance with 291 cities having a local sales tax. All but two counties have a countywide sales tax. Revenues from the sales tax go toward funding the basic services that citizens in Arkansas cities and towns enjoy. We thank all the city officials who provided information in the 2012 Sales Tax Survey. For copies of the survey, contact the Arkansas Municipal League at 501-374-3484, or visit [www.arml.org](http://www.arml.org) to download the file from our Publications Listing.



# Summaries of attorney general opinions

Recent opinions that affect municipal government in Arkansas

From the Office of Attorney General Dustin McDaniel

## Ordinance could allow city council to intervene

Opinion: 2012-084

Requestor: Harrelson, Steve—State Senator

Did the Ashdown City Council have authority to override the police chief's suspension of one his officers? Please note that Ashdown is a city of the first class with a mayor-council form of government and no civil service commission. **RESPONSE:** In my opinion, this question cannot be answered without taking into account all of the surrounding facts, including the terms of any city ordinances bearing on the question. Nor can I resolve the particular dispute at issue regarding the respective authority of the mayor and city council. With regard, generally, to the pertinent state law in this area, it seems clear that a city council has general authority to establish employment policies respecting city agencies. In the case of a police department, however, it is also necessary to recognize certain supervisory and disciplinary authority granted to the mayor under state law. See ACA 14-52-101; 14-52-203; 14-43-504. Nevertheless, because the mayor does not have plenary authority under state law to make all employment decisions (see Op. Att'y Gen. 2000-319), it remains the case that a city ordinance could provide for the council's review of those disciplinary decisions. In the absence of such an ordinance, however, I believe a city council likely lacks authority to intervene in the disciplining of subordinate officers within the police department. I cannot offer a more definitive opinion on the matter. As for the particular dispute at issue, local counsel is best positioned to render advice based on a full understanding of the underlying facts in that case.

## State Highway Commission maintains state highway within city limits

Opinion: 2012-052

Requestor: Hopper, Karen S.—State Representative

In light of ACA 14-301-101 and other governing legal precedents, who has the responsibility to enforce cleaning the ditch lines on the right of way along State Highway 62B within the City of Cotter, Arkansas? Q2) Further, does the City Council of Cotter, Arkansas have the responsibility to enforce existing state regulations that prohibit the raking or discarding of leaves, limbs and other debris into ditch lines of State Highway 62B within the city limits?

If not, who has this responsibility? **RESPONSE:** I cannot answer your specific questions as they relate to the particular city and state highway you mention but will discuss the governing law in general. 1) The State Highway Commission has the primary duty to maintain a state highway within city limits, including a duty to clean the adjacent ditch lines to maintain adequate drainage and keep the highway in good repair. While the law is not clear and would benefit from legislative clarification, a city may have a secondary statutory duty to maintain a state highway within city limits. 2) I am not aware of any regulations that expressly prohibit the actions you describe. As a general proposition, the agency adopting regulations will be responsible for enforcing them.

## Shift length won't alter paid vacation time for officers

Opinion: 2012-078

Requestor: Fletcher, Mike—State Senator

State law ensures that all municipal police officers are allowed at least 15 "working days" of annual vacation with full pay. Police officers in Sheridan normally work a 40-hour week, but they do so in different ways. Some work four 10-hour shifts per week. Others work five 8-hour shifts. Does state law require that those working 10-hour shifts be granted annual vacation at a different rate than those working the 8-hour shift? **RESPONSE:** No.

## Release of some personal info consistent with FOIA

Opinion: 2012-097

Requestor: Gilcrist, John—Officer,  
Little Rock Police Dept.

Is the decision of the custodian of records to release the age, height and weight of two LRPD officers, in response to a Freedom of Information Act request, consistent with provisions of the FOIA? **RESPONSE:** The decision to release a record reflecting the two officers' ages is, in my opinion, consistent with the FOIA. Whether the decision to release the two officers' heights/weights is consistent with the FOIA depends on a factual question discussed in the opinion.

*For full Attorney General opinions online,  
go to [www.arkansasag.gov/opinions](http://www.arkansasag.gov/opinions).*

# Changes to 2012 Directory, Arkansas Municipal Officials

Submit changes to Whitnee Bullerwell, [wvb@arml.org](mailto:wvb@arml.org).



<b>Alicia</b>			<b>Gum Springs</b>		
Add	E-Mail	cityofalicia@mail.com	Delete	AL	Chad Russell
Add	PC	Gerald Goza	Add	AL	Meldene Ivory
Delete	DPW	Bob Lee	Delete	FC	Randy Land
Add	WS/WW	Heath Vaughn	Add	FC	James Riley
Delete	AL	Bob Lee	<b>Lowell</b>		
Add	AL	(Vacant)	Delete	PC	(Vacant)
Delete	AL	Kathy Lee	Add	PC	Randy Harvey
Add	AL	Pollie Wilson	<b>Mineral Springs</b>		
<b>Central City</b>			Delete	R/T	Carol O'Donnell
Delete	R/T	(Vacant)	Add	R/T	(Vacant)
Add	R/T	Vera Combs	<b>Rogers</b>		
<b>Delight</b>			Delete	T	(Vacant)
Delete	R/T	Shirley Price	Add	T	Richard McComas
Add	R/T	Brent Alexander	<b>Siloam Springs</b>		
<b>De Queen</b>			Delete	FO	(Vacant)
Delete	CA	Manya Woods	Add	FO	Frederick Patrick
Add	CA	Laura Lindly	<b>Springdale</b>		
<b>Dover</b>			Delete	/A/FC	Kevin McDonald
Delete	R/T	(Vacant)	Add	FC	Michael Irwin
Add	R/T	Regina Kilgore	<b>Thornton</b>		
<b>Eudora</b>			Delete	M	Elvin "Ray" Enlow
Delete	CA	Shawn Look	Add	M	Libby Coates
Add	CA	Joe Mazzanti	Delete	AL	Steve Powell
<b>Fairfield Bay</b>			Add	AL	Sharon Scott
Delete	PC	Kerry Brown	<b>Williford</b>		
Add	PC	John Willoughby	Delete	R/T	W. Dudley Louvier
<b>Flippin</b>			Add	R/T	Nicole Mann
Delete	R/T	Brenda Young			
Add	R/T	Kimberly Williams			
<b>Gould</b>					
Delete	AL	Harry Hall			
Add	AL	(Vacant)			
Delete	AL	Roseanna Smith-Lee			
Add	AL	(Vacant)			

## ARKANSAS MUNICIPAL OFFICIALS DIRECTORY CHANGES

# October is Act 833 funding deadline

The deadline to apply for 2012 State Fire Grant Act 833 funds through the office of Fire Protection Service is October 31. Applications must be postmarked by that date to qualify for the 2012 funding year. Applications and program guidance documents are available on the ADEM website, [www.adem.arkansas.gov](http://www.adem.arkansas.gov). For more information on the grant program, contact Kendell Snyder, Fire and EMS Coordinator, at 501-683-6781, or email [kendell.snyder@adem.arkansas.gov](mailto:kendell.snyder@adem.arkansas.gov).

Mail completed applications to Office of Fire Protection Services c/o Arkansas Department of Emergency Management, Bldg. #9501 Camp Joseph T. Robinson, North Little Rock, AR 72199-9600.



## PRE-SUMMIT HIGHLIGHTS

### ▶ Pre-Summit Field Trips

#### Local Foods Field Trip

Visit urban farms and community gardens to see how food travels from farm to fork. Local food systems mean local jobs. Tour includes tasting at a local restaurant.

#### Trails and Infrastructure Field Trip

Books and bikes are at the heart of this tour. Explore sustainability features at the library then use the trail system to visit local businesses that are thriving alongside the trails. Sample crepes and coffee along the way!

#### Green Business Field Trip

Begin at the Fayetteville Chamber of Commerce to learn about the GreeNWay certification program, then visit leading sustainable businesses large and small, including Sam's Club and cutting edge sustainable design features.

### ▶ Alternative Fuel Vehicle Expo

The Clean Cities Coalition will host an expo of alternative fuel vehicles. Learn about fueling options and infrastructure requirements.

### ▶ Sessions Include

- Walmart - Measuring Sustainability: Lessons from America's Leading Retailer
- Climate Communities - Federal funding and foundation dollars for local initiatives
- College Connection - Working with 2-year & 4-year institutions to advance sustainability

### ▶ Film Screening

Documentary film maker Peter Byck will screen his film, Carbon Nation, and lead a conversation about innovation and job creation.

### ▶ Post-Summit Workshops

Three interactive post-conference workshops provide in depth, hand-on learning experiences: Energy, Jobs & the Economy; Fish Banks; or Our Sustainable Community.

### ▶ Crystal Bridges Museum

Tour the museum, gardens & grounds.



**October 17–19, 2012**  
**Fayetteville, Arkansas**

A new opportunity for leaders in cities to come together to explore fresh and innovative ways to strengthen local economies, create jobs, retain wealth and enhance quality of life.

### Who should attend:

Mayors, City Council Members, City Staff, Chamber of Commerce Leaders, Economic Development Professionals, Civic Leaders

Registration and information at:  
<http://asc.uark.edu>



*Presented by the*  
**UNIVERSITY OF  
ARKANSAS**  
**SAM M. WALTON  
COLLEGE OF BUSINESS**

Applied Sustainability Center

# Economic developers and urban planners collaborate for cities' future

By Jim Feldt

**T**wo fortunate things happened to me over the last nine months. First, I was part of the Institute for Economic Advancement (IEA) team that provided economic development training to local city and county leaders. Second, I spoke this spring at the annual conference of the Arkansas chapter of the American Planning Association about whether local governmental planners and developers always have to be adversaries. I learned several important things from these efforts.

It is easy to visualize local planners and developers sitting on opposite sides of the table and opposing one another. In this picture, the stereotypical planner is a technocrat who engages in top-down planning, sees planning as something to be done by the experts, does not want anyone to mess with his or her plans, and thinks that there is one correct answer—his or her answer. The stereotypical developer is short sighted, cares only about a quick return on investment, will rape and pillage the environment to get the maximum amount out of whatever they do, and seems to delight in messing up the local government's plans. Doesn't it sound as if these two are natural enemies and will always engage in win-lose interactions?

The reality is that there are many types of planners and developers. While there may be some truth in stereotypes, there are planners who are inclusive in their planning, use bottom-up processes, communicate without jargon so that everyone can understand what is being said, see that there are multiple answers, and work to build consensus. Similarly, there are economic developers who have a long-term perspective, believe that they answer to more than just investors, care about more than just maximizing profits, and see themselves working to build communities. Neither planners nor economic developers are all angels nor are they all demons.

The planners at the conference told me about things that have been happening in some of their communities. They told me about how planners, developers, and others sit down together at the table and look for ways that let everyone benefit from development. They told me that when a community breaks out of win-lose thinking, the culture begins to change, and that it becomes easier and easier to work together. Once it starts, collaborating with one another becomes the norm and the community benefits.

I believe that we are living and working at a time when there are a variety of factors that may lead to greater use of this win-win approach. You can think about any situation where there are factors at play that are pushing that situation in one direction and factors that are pushing in the opposite. The status quo exists at a point in time because those factors are about equal and balance one another. The situation changes when the factors pushing in one direction become stronger or the forces on the other side become weaker. So, when the forces shift enough, the situation becomes unbalanced, change occurs, and a new balance is achieved in a new situation.

There are many factors at play that appear to be leading to an unbalancing of the status quo and that may push us toward this win-win approach where planners, developers, and others work together. These factors include such things as:

- Sustainability—taking a longer-term view and trying to make sure that what is done in the short term does not compromise the viability of our communities' future.
- Mixed use development—we see this approach more often in our downtowns, wherein a variety of purposes are served in a building or development, creating a more vibrant area and making it possible to live, work, and play in one place.
- The recent financial crisis—while painful, the crisis put a halt to some of the overly ambitious developments that were planned and halted some that were conceived in the old model of development; it created some breathing space.
- Regionalism—this push to look at the larger communities in which we live and work leads us to make decisions that benefit the region and not just a single city.
- Historic preservation—this desire to keep elements of our past and preserve the sense of place in our cities means that we do not knock down every old building simply to replace them with new buildings that are identical to those in every other city.
- Socio-economic-demographic developments—America's population is changing as baby boomers age and younger generations join the labor force and seek not just an income but a community and lifestyle; new desires and expectations are gaining momentum.



- Greening of America and efforts to reduce carbon footprints—these are new and captivating ways of relating to conservation and environmentalism and help people become more aware of their impact on the Earth.
- Higher energy costs—while these higher costs are painful, they also lead us to change our behaviors, preferences, and decision-making to save money, so more people look to mass transit, workers try to live closer to their jobs, and new jobs are created.

The shift in balance, due to the strengthening of some forces and the emergence of new forces creates the opportunity for collaboration, to work for the long-term benefit of our cities, and to see that we are all in it together.

In his song “Shed a Little Light,” James Taylor sings, “We are bound together by the desire to see the world become a place in which our children can grow free and strong. We are bound together by the task that stands before us and the road that lies ahead.” When we find ways to work together, to see that there are different ways of doing things, to accept one another as partners, we can collaborate to make our cities better places. The very process of working together creates greater understanding of one another and a stronger sense of unity.



*Jim Feldt is Senior Facilitator and Planner at UALR's Institute for Economic Advancement. Contact Jim at 501-683-4427 or email [jafeldt@ualr.edu](mailto:jafeldt@ualr.edu).*

# Fairs & Festivals

Aug. 9-11, **CAVE CITY**, 33rd Cave City Watermelon Festival, 870-283-5959, [www.cavecityarkansas.info](http://www.cavecityarkansas.info); **HOPE**, 36th Hope Watermelon Festival, 870-777-3640, [www.hopemelonfest.com](http://www.hopemelonfest.com)

Aug. 31-Sept. 1, **KENSETT**, 4th Kensett Heritage Festival, 501-742-5723, [yellowcarchevy@yahoo.com](mailto:yellowcarchevy@yahoo.com)

Sept. 7-8, **COLT**, 21st Colt Pioneer Days, 870-633-7588

Sept. 8, **BATESVILLE**, 69th White River Carnival, 870-793-2378, [www.mybatesville.org](http://www.mybatesville.org)

## CALENDAR

**National League of Cities  
2012 Congress of Cities and Exposition  
Boston, Massachusetts  
November 28 - December 1, 2012**

**Arkansas Municipal League  
Winter Conference  
Wednesday-Friday  
January 16-18, 2013  
Little Rock, AR**

# 2012 Estimated State Turnback Funds

Actual Totals Per Capita						
	STREET		SEVERANCE TAX		GENERAL	
MONTH	2011	2012	2011	2012	2011	2012
January	\$3.5720	\$3.4786	\$0.3285	\$0.2859	\$3.3436	\$3.1339
February	\$4.0199	\$3.7795	\$0.2906	\$0.2584	\$1.0700	\$1.0053
March	\$3.2159	\$3.2521	\$0.3725	\$0.4307	\$1.0000	\$1.0055
April	\$3.3681	\$3.4633	\$0.3751	\$0.2705	\$1.0000	\$1.0017
May	\$3.7030	\$3.6848	\$0.3460	\$0.1999	\$0.9900	\$1.0053
June	\$3.6759	\$3.8035	\$0.3406	\$0.2104	\$1.0100	\$1.0056
July	\$3.6615	\$3.7480	\$0.3633	\$0.1996	\$2.9000	\$3.1087
August	\$3.8180	\$-	\$0.4115	\$-	\$1.0100	\$-
September	\$3.7317	\$-	\$0.3947	\$-	\$1.0100	\$-
October	\$3.5307	\$-	\$0.4021	\$-	\$1.0100	\$-
November	\$3.5115	\$-	\$0.3930	\$-	\$0.9200	\$-
December	\$3.2842	\$-	\$0.3761	\$-	\$1.0100	\$-
<b>Total Year</b>	<b>\$43.0924</b>	<b>\$25.2098</b>	<b>\$4.3940</b>	<b>\$1.8554</b>	<b>\$16.2736</b>	<b>\$11.2660</b>

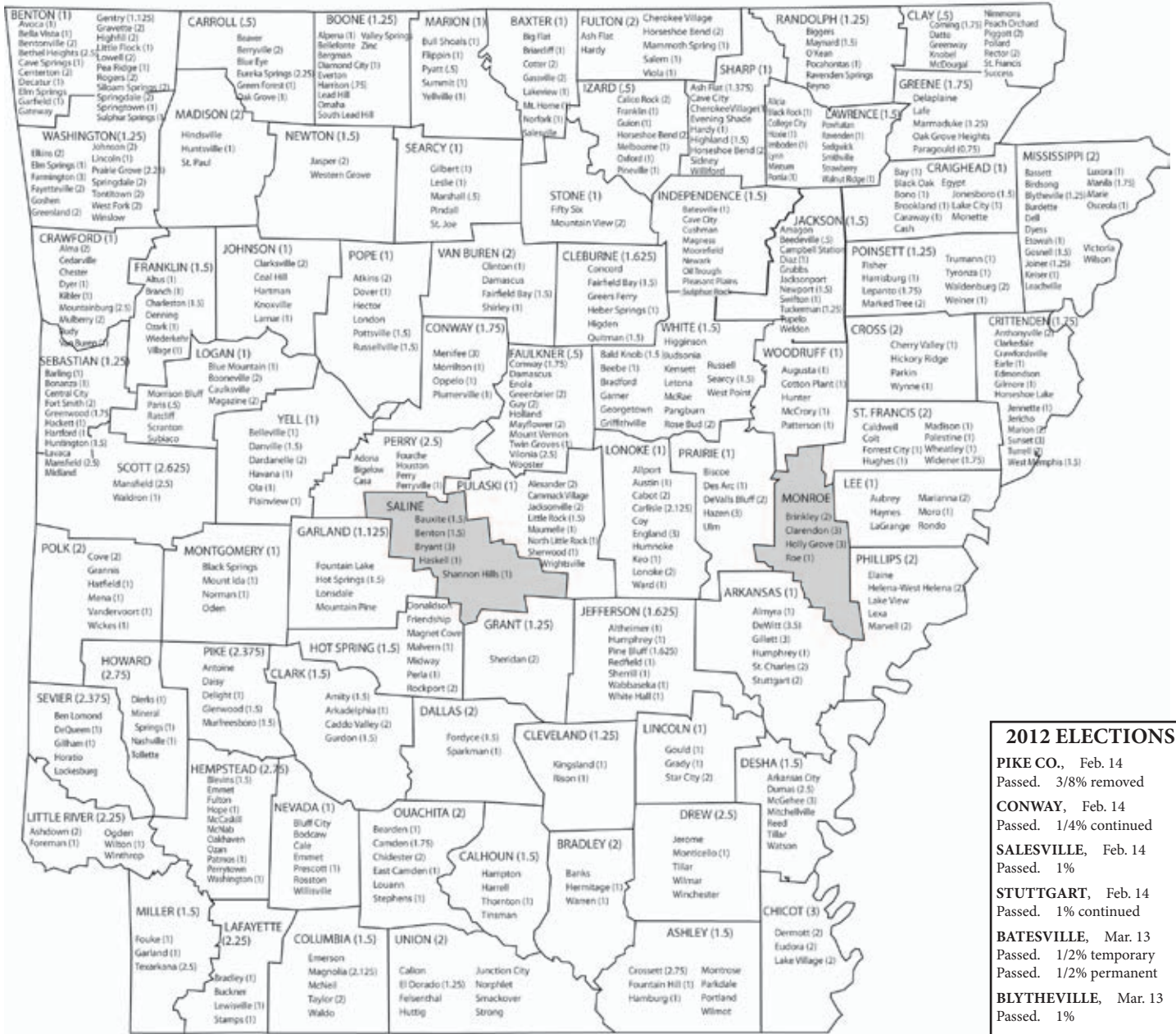
Actual Totals Per Month						
	STREET		SEVERANCE TAX		GENERAL	
MONTH	2011	2012	2011	2012	2011	2012
January	\$6,297,470.92	\$6,537,582.03	\$578,646.75	\$537,347.01	* \$5,889,430.45	* \$5,889,623.14
February	\$7,080,721.02	\$7,103,104.25	\$511,874.74	\$485,627.91	\$1,889,837.05	\$1,889,245.23
March	\$6,041,952.97	\$6,111,822.72	\$699,895.94	\$809,523.74	\$1,878,361.11	\$1,889,603.23
April	\$6,328,001.75	\$6,508,820.12	\$704,744.69	\$508,320.37	\$1,883,619.31	\$1,882,530.42
May	\$6,957,111.57	\$6,925,015.17	\$650,134.81	\$375,733.12	\$1,860,445.27	\$1,889,362.42
June	\$6,906,168.25	\$7,148,252.90	\$639,925.58	\$395,417.87	\$1,889,921.24	\$1,889,865.20
July	\$6,879,119.02	\$7,043,886.87	\$682,553.18	\$375,173.84	** \$5,443,030.68	** \$5,842,460.26
August	\$7,173,125.80		\$773,146.02		\$1,889,129.92	
September	\$7,011,103.63		\$741,466.34		\$1,890,081.33	
October	\$6,633,476.96		\$755,415.22		\$1,890,081.33	
November	\$6,597,419.28		\$738,267.62		\$1,734,293.45	
December	\$6,170,333.10		\$706,663.00		\$1,890,081.33	
<b>Total Year</b>	<b>\$80,076,004.27</b>	<b>\$47,378,484.06</b>	<b>\$8,182,733.89</b>	<b>\$3,487,143.86</b>	<b>\$30,028,312.47</b>	<b>21,172,689.90</b>

\* Includes \$4 million appropriation from the Property Tax Relief Fund

\*\* Includes \$3,517,657 supplemental in July



# Local Option Sales and Use Tax in Arkansas



KEY: Counties not collecting sales tax

Source: Debbie Rogers, Office of State Treasurer

See also: [www.dfa.arkansas.gov](http://www.dfa.arkansas.gov)

Sales and Use Tax Year-to-Date 2012 with 2011 Comparison (shaded gray)

Month	Municipal Tax		County Tax		Total Tax		Interest	
January	\$37,846,866	\$35,123,247	\$37,289,267	\$35,666,555	\$75,136,134	\$70,789,802	\$12,533	\$27,640
February	\$46,523,853	\$42,235,810	\$44,592,756	\$42,753,266	\$91,116,609	\$84,989,076	\$22,619	\$34,351
March	\$40,360,002	\$33,606,662	\$36,819,087	\$34,174,199	\$77,179,089	\$67,780,861	\$13,222	\$35,321
April	\$41,324,697	\$35,244,719	\$37,882,489	\$35,257,864	\$79,207,186	\$70,502,583	\$27,247	\$23,355
May	\$46,157,943	\$39,976,322	\$41,661,276	\$40,107,935	\$87,819,219	\$80,084,257	\$8,489	\$9,286
June	\$43,883,127	\$37,765,150	\$40,430,123	\$37,056,613	\$84,313,250	\$74,821,762	\$30,892	\$25,409
July	\$44,736,261	\$37,831,729	\$40,688,525	\$36,634,846	\$85,424,786	\$74,466,575	\$11,606	\$14,470
<b>Total</b>	<b>\$300,832,749</b>	<b>\$261,783,639</b>	<b>\$279,363,523</b>	<b>\$261,651,278</b>	<b>\$580,196,273</b>	<b>\$523,434,916</b>	<b>\$126,608</b>	<b>\$169,832</b>
Averages	\$42,976,107	\$37,397,663	\$39,909,075	\$37,378,754	\$82,885,182	\$74,776,417	\$18,087	\$24,262

## 2012 ELECTIONS

- PIKE CO.,** Feb. 14  
Passed. 3/8% removed
- CONWAY,** Feb. 14  
Passed. 1/4% continued
- SALESVILLE,** Feb. 14  
Passed. 1%
- STUTTGART,** Feb. 14  
Passed. 1% continued
- BATESVILLE,** Mar. 13  
Passed. 1/2% temporary  
Passed. 1/2% permanent
- BLYTHEVILLE,** Mar. 13  
Passed. 1%
- FORT SMITH,** Mar. 13  
Passed. 1% continued
- LINCOLN,** Mar. 13  
Passed. 1%
- TONTITOWN,** Mar. 13  
Failed. 1%
- DEWITT,** April 10  
Passed. 1.5%
- MELBOURNE,** April 10  
Passed. 1%
- TRUMANN,** May 22  
Failed. 1%
- WASHINGTON CO.,** May 22  
Failed. 1/4% increase
- MAGNOLIA,** May 26  
Passed. 1/4% increase
- VAN BUREN,** July 10  
Passed. 1/2% increase  
Passed. 1/2% increase

**July 2012 Municipal Levy Receipts and July 2012 Municipal/County Levy Receipts with 2011 Comparison (shaded gray)**


CITY SALES AND USE .....	AMOUNT	LAST YEAR				2011				2011				2011	
Alexander	43,919.18	53,588.45	Gillett	9,346.07	9,907.38	9,452.64	Palestine	7,046.31	7,046.31	7,046.31	Bethel Heights	29,986.07	29,986.07	26,974.35	
Alma	199,282.05	188,347.88	Gillham	2,739.76	1,687.75	1,687.75	Paragould	350,668.77	284,428.90	350,668.77	Cave Springs	21,857.47	21,857.47	19,662.16	
Almyra	2,210.23	3,325.04	Gilmore	244.97	253.02	253.02	Paris	23,599.18	25,309.62	23,599.18	Centerton	120,285.60	120,285.60	108,204.45	
Alpena	3,136.50	2,807.48	Glenwood	61,591.42	65,980.13	65,980.13	Patmos	88.41	77.54	88.41	Decatur	21,478.22	21,478.22	19,321.00	
Alzheimer	2,498.61	1,671.87	Gosnell	15,105.32	14,453.40	14,453.40	Patterson	1,248.87	923.63	1,248.87	Elm Springs	480.38	480.38	432.14	
Altus	7,257.56	6,452.31	Gould	3,977.37	4,353.53	4,353.53	Pea Ridge	27,281.82	21,888.34	27,281.82	Garfield	6,346.12	6,346.12	5,708.74	
Amity	8,496.73	9,538.35	Grady	4,070.39	3,388.13	3,388.13	Perla	1,866.88	3,087.71	1,866.88	Gateway	5,119.88	5,119.88	4,605.65	
Anthonyville	241.85	48.47	Gravette	60,682.37	45,570.56	45,570.56	Perryville	25,519.97	19,006.44	25,519.97	Gentry	39,922.43	39,922.43	35,912.73	
Arkadelphia	144,801.46	142,898.26	Green Forest	22,025.43	28,979.93	28,979.93	Piggott	64,656.98	65,105.31	64,656.98	Gravette	29,391.91	29,391.91	26,439.87	
Ash Flat	80,008.40	77,326.79	Greenbrier	144,095.76	136,474.88	136,474.88	Pine Bluff	917,434.25	579,825.93	917,434.25	Highfill	7,370.10	7,370.10	6,629.87	
Ashdown	123,877.47	117,866.57	Greenland	16,069.67	8,761.28	8,761.28	Plumerville	934.79	1,326.89	934.79	Little Flock	32,678.75	32,678.75	29,396.58	
Atkins	49,248.05	44,703.79	Greenwood	166,727.35	159,345.69	159,345.69	Plainview	3,485.05	2,980.56	3,485.05	Lowell	92,625.60	92,625.60	83,322.54	
Augusta	25,384.34	24,184.10	Guion	8,538.59	6,643.49	6,643.49	Plumerville	5,246.34	4,599.84	5,246.34	Pea Ridge	60,604.22	60,604.22	54,517.30	
Austin	10,100.46	7,577.09	Gurdon	17,415.07	34,335.21	34,335.21	Pocahontas	112,903.98	110,434.32	112,903.98	Rogers	707,479.07	707,479.07	636,421.83	
Avoca	2,926.22	2,744.70	Guy	5,312.79	6,862.80	6,862.80	Portia	3,038.55	1,898.13	3,038.55	Siloam Springs	190,118.25	190,118.25	171,023.30	
Bald Knob	59,235.18	35,867.56	Hackett	4,572.67	5,000.86	5,000.86	Prairie Grove	74,420.52	23,209.52	74,420.52	Springdale	76,532.74	76,532.74	68,846.00	
Barling	20,757.95	18,758.34	Hamburg	27,803.80	25,113.87	25,113.87	Prairie Grove	NA	67,135.76	NA	1,099.83	Springtown	989.36	989.36	989.36
Batesville	284,587.99	310,628.67	Hardy	18,421.11	18,736.17	18,736.17	Prescott	55,377.27	44,354.55	55,377.27	Sulphur Springs	6,459.89	6,459.89	5,811.10	
Bauxite	15,170.85	3,614.87	Harrisburg	24,104.19	21,617.09	21,617.09	Pyatt	989.01	958.55	989.01	Boone County	353,436.13	353,436.13	337,157.06	
Bay	5,319.12	NA	Harrison	246,929.95	250,046.34	250,046.34	Quitman	24,269.88	26,267.71	24,269.88	Alpena	3,729.52	3,729.52	3,557.74	
Bearden	9,592.75	9,718.82	Hartford	2,399.72	1,799.33	1,799.33	Ravenden	2,786.81	2,646.62	2,786.81	Bellefonte	5,307.84	5,307.84	5,063.36	
Beebe	78,273.04	79,293.47	Haskell	13,981.80	14,158.77	14,158.77	Reactor	22,501.00	24,351.53	22,501.00	Bergman	5,132.47	5,132.47	4,896.07	
Beehive	159.38	100.42	Hatfield	2,344.76	2,920.99	2,920.99	Redfield	12,514.19	15,188.42	12,514.19	Diamond City	9,142.58	9,142.58	8,721.48	
Bella Vista	106,416.36	94,593.05	Havana	2,617.84	2,870.65	2,870.65	Rison	11,305.74	10,189.08	11,305.74	Everton	1,554.94	1,554.94	1,483.32	
Belleville	2,483.56	2,139.53	Hazen	52,237.41	48,108.54	48,108.54	Rockport	5,914.52	4,856.86	5,914.52	Harrison	151,320.22	151,320.22	144,350.49	
Benton	668,661.89	618,490.25	Heber Springs	142,620.25	152,824.43	152,824.43	Roe	371.53	404.41	371.53	Lead Hill	3,168.34	3,168.34	3,022.40	
Bentonville	1,503,771.36	1,347,029.68	Helena-West Helena	234,957.97	245,971.70	245,971.70	Rogers	2,198,170.07	1,975,040.75	2,198,170.07	Omaha	1,975.83	1,975.83	1,884.82	
Berryville	222,822.46	173,624.18	Hermitage	3,697.40	3,923.53	3,923.53	Rose Bud	20,696.94	16,930.20	20,696.94	South Lead Hill	1,192.51	1,192.51	1,137.58	
Bethel Heights	51,818.30	29,600.14	Highfill	71,121.98	77,085.18	77,085.18	Russellville	846,584.08	875,862.88	846,584.08	Valley Springs	2,139.50	2,139.50	2,040.96	
Black Rock	5,732.40	7,186.76	Highland	28,099.22	25,261.57	25,261.57	Salem	18,566.02	20,687.95	18,566.02	Zinc	1,204.20	1,204.20	1,148.75	
Blevins	1,931.05	1,931.05	Holly Grove	1,611.40	7,209.22	7,209.22	Searcy	820,882.47	217,355.86	820,882.47	Bradley County	112,284.78	112,284.78	103,364.97	
Blue Mountain	130.87	141.74	Hope	170,763.27	158,574.47	158,574.47	Shannon Hills	9,356.32	9,369.11	9,356.32	Banks	867.01	867.01	798.14	
Bluthville	310,514.16	301,046.48	Horseshoe Bend	20,661.63	18,010.12	18,010.12	Sheridan	173,587.38	166,657.65	173,587.38	Hermitage	5,803.37	5,803.37	5,342.36	
Bonanza	1,769.14	2,061.61	Hot Springs	1,427,359.92	1,427,004.25	1,427,004.25	Sherill	597.51	572.80	597.51	Warren	41,973.08	41,973.08	38,638.76	
Bono	9,341.39	NA	Hoxie	15,806.03	18,996.43	18,996.43	Sherwood	392,698.26	377,888.51	392,698.26	Calhoun County	48,148.93	48,148.93	51,509.05	
Booneville	89,560.80	111,315.42	Hughes	10,827.46	9,675.92	9,675.92	Shirley	2,799.06	3,553.78	2,799.06	Hampton	10,601.89	10,601.89	11,341.76	
Bradley	3,025.65	2,993.46	Humphrey	3,304.32	2,122.68	2,122.68	Siloam Springs	462,324.81	467,994.34	462,324.81	Harrell	2,033.90	2,033.90	2,175.84	
Branch	1,707.81	1,974.24	Huntington	2,103.32	1,800.38	1,800.38	Sparkman	1,212.97	4,663.12	1,212.97	Thornton	3,259.04	3,259.04	3,486.48	
Briarcliff	1,269.60	847.20	Huntsville	47,402.04	38,070.40	38,070.40	Springdale	1,733,716.04	1,745,188.74	1,733,716.04	Tinsman	432.41	432.41	462.57	
Brinkley	107,910.68	95,079.74	Imboden	6,486.89	6,041.65	6,041.65	Springtown	23.53	20.04	23.53	Carroll County	152,854.39	152,854.39	140,714.56	
Brookland	11,216.32	NA	Jacksonville	608,798.30	549,966.06	549,966.06	St. Charles	2,692.05	1,471.32	2,692.05	Beaver	559.58	559.58	515.14	
Bryant	967,355.28	876,738.42	Jasper	25,699.11	NA	NA	Stamps	11,418.92	11,565.93	11,418.92	Blue Eye	167.87	167.87	154.54	
Bull Shoals	14,555.06	12,714.01	Jennette	95.18	95.96	95.96	Star City	63,979.79	68,837.89	63,979.79	Chicot County	224,384.94	224,384.94	241,140.39	
Cabot	477,153.37	584,031.16	Johnson	43,851.79	46,337.03	46,337.03	Stephens	6,694.94	5,871.06	6,694.94	Dermott	23,430.37	23,430.37	19,776.25	
Caddo Valley	45,057.43	36,554.98	Joiner	2,794.55	1,914.89	1,914.89	Stuttgart	331,136.41	317,821.07	331,136.41	Eureka	18,402.05	18,402.05	19,374.91	
Calico Rock	24,640.43	22,897.53	Jonesboro	1,858,426.82	1,780,801.24	1,780,801.24	Sulphur Springs	1,382.06	1,233.98	1,382.06	Lake Village	20,883.76	20,883.76	21,987.84	
Camden	281,995.39	270,106.50	Keiser	3,348.81	2,418.77	2,418.77	Summit	2,939.64	4,087.72	2,939.64	Clark County	354,277.75	354,277.75	331,225.34	
Caraway	4,327.36	NA	Keo	1,391.08	1,424.02	1,424.02	Sunset	1,371.15	1,059.38	1,371.15	Clay County	49,901.18	49,901.18	47,876.87	
Carlisle	46,780.30	30,210.22	Kibler	1,472.81	1,998.54	1,998.54	Swifton	2,596.59	2,943.97	2,596.59	Datto	344.72	344.72	330.73	
Cave Springs	11,481.08	12,290.02	Kingsland	1,574.57	941.75	941.75	Taylor	5,744.24	5,351.44	5,744.24	Greenway	720.46	720.46	691.23	
Centerton	64,196.71	82,448.81	Lake City	10,144.55	10,465.65	10,465.65	Texarkana	365,199.19	331,811.65	365,199.19	Knobel	989.34	989.34	949.20	
Charleston	25,882.75	25,467.26	Lake Village	70,097.55	63,128.24	63,128.24	Texarkana Special	182,236.06	165,471.28	182,236.06	McDougal	641.17	641.17	615.16	
Cherokee Village	10,371.06	NA	Lakeview	3,444.89	3,066.20	3,066.20	Thornton	836.86	985.79	836.86	Nimmons	237.85	237.85	228.21	
Cherry Valley	5,471.49	3,778.77	Lamar	7,628.36	7,615.00	7,615.00	Tontitown	103,649.10	107,646.45	103,649.10	Peach Orchard	465.37	465.37	446.49	
Chidester	2,228.57	3,715.87	Lepanto	21,591.35	20,416.03	20,416.03	Trumann	68,942.78	65,193.49	68,942.78	Pollard	765.27	765.27	734.23	
Clarendon	37,084.21	21,150.51	Leslie	5,329.09	6,531.11	6,531.11	Tuckerman	14,870.41	19,683.32	14,870.41	St. Francis	861.79	861.79	826.83	
Clarksville	351,806.60	171,920.37	Levisville	6,842.82	7,420.67	7,420.67	Turrell	5,451.51	5,431.63	5,451.51	Success	513.63	513.63	492.80	
Clinton	84,752.56	84,593.36	Lincoln	21,610.23	18,704.55	18,704.55	Twin Groves	761.77	697.64	761.77	Cleburne County	355,585.37	355,585.37	360,137.58	
Conway	1,809,975.38	1,852,210.60	Little Flock	9,324.48	3,882.91	3,882.91	Tyronza	2,427.13	1,596.97	2,427.13	Concord	2,639.88	2,639.88	2,673.67	
Corning	80,644.79	74,236.81	Little Rock	5,949,943.46	1,833,176.37	1,833,176.37	Van Buren	298,003.79	294,324.12	298,003.79	Fairfield Bay	1,979.91	1,979.91	2,005.25	
Cotter	8,243.82	9,904.07	Lonoke	142,790.95	132,592.90	132,592.90	Vandervoort	4,273.49	191.47	4,273.49	Greers Ferry	9,639.88	9,639.88	9,763.29	
Cotton Plant	1,725.73	1,802.66	Lowell	208,704.39	214,803.71	214,803.71	Viloma	79,214.04	93,252.78	79,214.04	Heber Springs	77,519.31	77,519.31	78,511.72	
Cove	9,925.65	9,925.65	Luxora	3,423.06	2,688.15	2,688.15	Viola	1,814.43	2,492.47	1,814.43	Higden	1,298.30	1,298.30	1,314.92	
Crosssett	360,858.96	328,487.03	Madison	3,073.04	1,193.05	1,193.05	Wabbaseka	1,303.83	701.79	1,303.83	Quitman	7,919.62	7,919.62	8,021.01	
Danville	37,719.84	36,181.77	Magazine	6,676.64	6,144.51	6,144.51	Waldenburg	6,286.70	6,922.08	6,286.70	Cleveland County	34,548.18	34,548.18	30,948.71	
Dardanelle	146,862.26	142,273.09	Magnolia	412,931.63	389,456.87	389,456.87	Waldron	43,148.76	48,058.15	43,148.76	Kingsland	1,702.60	1,		



Gilmore . . . . .	1,017.95	949.90	Tuckerman . . . . .	16,425.56	15,344.82	Victoria . . . . .	426.10	434.22	Bonanza . . . . .	8,709.53	8,143.41
Horseshoe Lake . . . . .	1,756.74	1,639.30	Tupelo . . . . .	1,587.86	1,483.39	Wilson . . . . .	10,399.07	10,597.37	Central City . . . . .	7,603.80	7,109.55
Jennette . . . . .	622.68	581.05	Weldon . . . . .	661.62	618.08	Monroe County . . . . .	NA	NA	Fort Smith . . . . .	1,305,807.96	1,220,930.86
Jericho . . . . .	715.93	668.07	Jefferson County . . . . .	657,697.12	368,109.70	Montgomery County . . . . .	89,823.72	38,340.65	Greenwood . . . . .	135,595.97	126,782.27
Marion . . . . .	74,270.26	69,305.22	Alzheimer . . . . .	9,476.17	9,226.95	Black Springs . . . . .	514.69	495.53	Hackett . . . . .	12,299.37	11,499.91
Sunset . . . . .	1,072.09	1,000.42	Humphrey . . . . .	2,966.12	2,888.11	Glenwood . . . . .	218.35	210.22	Hartford . . . . .	9,724.38	9,092.29
Turrell . . . . .	3,329.98	3,107.37	Pine Bluff . . . . .	472,681.85	460,250.24	Mount Ida . . . . .	5,594.04	5,385.71	Huntington . . . . .	9,618.35	8,993.16
West Memphis . . . . .	157,895.74	147,340.26	Redfield . . . . .	12,490.44	12,161.94	Norman . . . . .	1,965.19	1,892.01	Lavaca . . . . .	34,671.49	32,417.85
Cross County . . . . .	244,971.00	222,089.40	Sherrill . . . . .	808.94	787.67	Oden . . . . .	1,206.15	1,161.23	Mansfield . . . . .	10,951.28	10,239.45
Cherry Valley . . . . .	6,292.21	5,704.49	Wabbaseka . . . . .	2,455.72	2,391.13	Nevada County . . . . .	36,992.96	26,218.08	Midland . . . . .	4,922.78	4,602.80
Hickory Ridge . . . . .	2,629.00	2,383.44	White Hall . . . . .	53,216.79	51,817.17	Bluff City . . . . .	1,025.74	726.98	Sevier County . . . . .	262,838.61	228,094.90
Parkin . . . . .	10,680.33	9,682.73	Johnson County . . . . .	107,297.91	103,685.43	Bodcaw . . . . .	1,141.55	809.06	Ben Lomond . . . . .	1,197.32	1,039.05
Wynne . . . . .	80,870.88	73,317.10	Clarksville . . . . .	78,813.94	76,160.46	Cale . . . . .	653.50	463.15	De Queen . . . . .	54,449.16	47,251.73
Dallas County . . . . .	134,305.26	131,420.50	Coal Hill . . . . .	8,690.31	8,397.73	Emmet . . . . .	3,929.26	2,784.79	Gilham . . . . .	1,321.18	1,146.54
Desha County . . . . .	102,815.17	98,943.85	Hartman . . . . .	4,456.79	4,306.74	Prescott . . . . .	27,264.94	19,323.52	Horatio . . . . .	8,620.70	7,481.17
Arkansas City . . . . .	3,966.10	3,816.76	Knoxville . . . . .	6,277.29	6,065.95	Rosston . . . . .	2,159.03	891.14	Lockesburg . . . . .	6,102.20	5,295.58
Dumas . . . . .	50,995.80	49,075.65	Lamar . . . . .	13,782.57	13,318.54	Willisville . . . . .	1,257.36	996.13	Sharp County . . . . .	66,993.14	63,445.47
McGehee . . . . .	45,718.51	43,997.06	Lafayette County . . . . .	77,217.33	68,958.07	Newton County . . . . .	44,419.23	24,892.54	Ash Flat . . . . .	8,013.34	7,588.99
Mitchellville . . . . .	3,901.08	3,754.19	Bradley . . . . .	3,639.14	3,249.90	Jasper . . . . .	1,777.53	820.84	Cave City . . . . .	14,244.12	13,489.81
Reed . . . . .	1,527.92	1,470.39	Buckner . . . . .	1,593.57	1,423.12	Western Grove . . . . .	1,464.75	307,637.55	Cherokee Village . . . . .	31,709.92	30,370.70
Tillar . . . . .	227.56	218.99	Lewisville . . . . .	7,417.36	6,623.99	Ouachita County . . . . .	329,789.22	8,071.54	Evering Shade . . . . .	3,532.41	3,345.35
Watson . . . . .	2,286.48	2,200.38	Stamps . . . . .	9,810.63	8,761.26	Bearden . . . . .	8,652.74	101,796.63	Hardy . . . . .	5,969.12	5,653.02
Drew County . . . . .	390,666.53	356,612.12	Lawrence County . . . . .	134,911.40	128,259.84	Camden . . . . .	109,126.57	2,398.07	Highland . . . . .	8,544.83	8,092.34
Jerome . . . . .	424.58	387.57	Alicia . . . . .	727.60	691.73	Chidester . . . . .	2,588.65	7,779.09	Horseshoe Bend . . . . .	65.42	61.95
Monticello . . . . .	103,065.11	94,800.93	Black Rock . . . . .	3,884.45	3,692.94	East Camden . . . . .	8,339.23	1,370.32	Sidney . . . . .	1,480.01	1,401.64
Tillar . . . . .	2,220.90	2,027.31	College City . . . . .	2,669.83	2,538.20	Louann . . . . .	1,468.99	7,444.87	Williford . . . . .	613.26	580.78
Wilmar . . . . .	5,563.14	5,078.20	Hoxie . . . . .	16,312.36	15,508.11	Stephens . . . . .	7,980.95	95,101.95	St. Francis County . . . . .	149,063.88	132,432.52
Winchester . . . . .	1,818.10	1,659.61	Imboden . . . . .	3,972.47	3,776.61	Perry County . . . . .	104,979.27	847.51	Caldwell . . . . .	9,808.00	8,717.70
Faulkner County . . . . .	654,494.67	649,322.93	Lynn . . . . .	1,689.91	1,606.60	Adona . . . . .	935.54	847.51	Colt . . . . .	6,680.04	5,934.74
Damascus . . . . .	776.88	770.74	Minturn . . . . .	639.59	608.05	Bigelow . . . . .	1,410.02	1,277.35	Forrest City . . . . .	271,637.32	241,330.20
Enola . . . . .	1,989.29	1,973.57	Portia . . . . .	2,564.21	2,437.79	Casa . . . . .	765.44	693.42	Hughes . . . . .	25,465.44	22,624.22
Holland . . . . .	3,278.21	3,252.31	Powhatan . . . . .	422.48	401.65	Fourche . . . . .	277.53	251.42	Madison . . . . .	13,589.82	12,073.58
Mount Vernon . . . . .	853.39	846.65	Ravenden . . . . .	2,757.84	2,621.87	Houston . . . . .	774.39	701.53	Palestine . . . . .	12,034.68	10,691.94
Wooster . . . . .	5,061.52	5,021.52	Sedgwick . . . . .	891.90	847.93	Perry . . . . .	1,208.59	1,094.87	Wheatley . . . . .	6,273.58	5,573.62
Franklin County . . . . .	150,990.69	141,310.95	Smithville . . . . .	457.68	435.12	Perryville . . . . .	6,535.32	5,920.44	Widener . . . . .	4,824.47	4,286.20
Altus . . . . .	5,915.54	5,528.31	Strawberry . . . . .	1,772.06	1,684.69	Phillips County . . . . .	99,459.02	104,760.59	Stone County . . . . .	84,078.95	85,813.87
Branch . . . . .	2,864.12	2,676.63	Walnut Ridge . . . . .	28,693.32	27,278.64	Elaine . . . . .	11,133.63	11,727.09	Fifty Six . . . . .	1,535.49	1,567.17
Charleston . . . . .	19,682.05	18,189.44	Lee County . . . . .	35,052.90	27,784.87	Helena-West Helena . . . . .	176,423.42	185,827.49	Mountain View . . . . .	24,390.26	24,893.54
Denning . . . . .	3,675.75	3,435.13	Aubrey . . . . .	1,086.22	861.00	Lake View . . . . .	7,755.02	8,168.40	Union County . . . . .	533,442.52	481,740.68
Ozark . . . . .	28,750.47	26,868.44	Haynes . . . . .	958.43	759.70	Lexa . . . . .	5,006.64	5,273.50	Calion . . . . .	15,551.57	14,044.30
Wiederkehr Village . . . . .	296.57	277.15	LaGrange . . . . .	568.67	450.76	Marvell . . . . .	20,761.76	21,868.45	El Dorado . . . . .	662,167.70	597,989.67
Fulton County . . . . .	89,349.50	96,337.45	Marianna . . . . .	26,292.87	20,841.18	Pike County . . . . .	157,176.26	164,676.30	Feisenthal . . . . .	3,810.64	3,441.30
Ash Flat . . . . .	353.49	477.31	Moro . . . . .	1,380.14	1,093.97	Antoine . . . . .	818.11	857.15	Huttig . . . . .	21,315.18	19,249.29
Cherokee Village . . . . .	2,748.22	3,710.87	Rondo . . . . .	1,265.12	1,002.81	Daisy . . . . .	804.13	842.50	Junction City . . . . .	19,013.27	17,170.49
Hardy . . . . .	145.56	196.54	Lincoln County . . . . .	50,275.82	46,898.66	Delight . . . . .	1,950.88	2,043.97	Norphlet . . . . .	23,989.61	21,664.51
Horseshoe Bend . . . . .	58.92	79.55	Gould . . . . .	3,979.85	3,712.33	Glenwood . . . . .	15,285.41	16,014.79	Smackover . . . . .	63,113.80	56,996.74
Mammoth Spring . . . . .	3,385.89	4,571.90	Grady . . . . .	2,134.84	1,991.44	Murreesboro . . . . .	11,474.54	12,022.08	Strong . . . . .	17,927.36	16,196.93
Salem . . . . .	5,666.25	7,651.03	Star City . . . . .	10,812.11	10,085.83	Poinsett County . . . . .	112,671.96	101,073.35	Van Buren County . . . . .	179,798.56	215,013.06
Viola . . . . .	1,167.89	1,577.00	Little River County . . . . .	180,978.67	181,751.04	Fisher . . . . .	1,683.61	1,504.96	Clinton . . . . .	15,971.46	19,099.55
Garland County . . . . .	1,498,064.05	655,228.90	Ashdown . . . . .	36,915.20	37,072.75	Harrisburg . . . . .	17,274.04	15,440.99	Damascus . . . . .	1,534.54	1,835.08
Fountain Lake . . . . .	3,509.88	3,481.84	Foreman . . . . .	7,902.03	7,935.75	Lepanto . . . . .	14,291.85	12,775.26	Fairfield Bay . . . . .	13,227.70	15,818.42
Lonsdale . . . . .	655.92	650.68	Ogden . . . . .	1,406.89	1,412.89	Marked Tree . . . . .	19,372.90	17,317.12	Shirley . . . . .	223,018.34	213,164.04
Mountain Pine . . . . .	5,372.99	5,330.04	Wilton . . . . .	2,923.20	2,935.68	Trumann . . . . .	55,083.65	48,880.72	Washington County . . . . .	1,138,558.23	1,083,355.31
Grant County . . . . .	163,467.08	143,013.72	Winthrop . . . . .	1,500.68	1,507.08	Tyrone . . . . .	5,752.98	5,142.50	Elkins . . . . .	33,910.26	32,266.13
Greene County . . . . .	465,735.94	117,648.15	Logan County . . . . .	76,083.90	85,125.50	Waldenburgh . . . . .	460.54	411.67	Elm Springs . . . . .	19,170.57	18,241.08
Delaplaine . . . . .	1,201.35	1,018.22	Blue Mountain . . . . .	749.65	838.74	Weiner . . . . .	5,405.69	4,832.05	Farmington . . . . .	76,502.99	72,793.75
Lafe . . . . .	4,743.27	4,020.21	Booneville . . . . .	24,121.95	26,988.54	Polk County . . . . .	235,602.59	223,018.34	Fayetteville . . . . .	942,264.80	896,579.16
Marmaduke . . . . .	11,506.05	9,752.08	Caulksville . . . . .	1,287.71	1,440.74	Cove . . . . .	7,067.16	6,689.68	Goshen . . . . .	13,715.22	13,050.23
Oak Grove Heights . . . . .	9,206.91	7,803.42	Magazine . . . . .	5,120.62	5,729.15	Grannis . . . . .	10,249.22	9,701.78	Greenland . . . . .	16,122.74	15,341.03
Paragould . . . . .	270,438.67	229,213.30	Morrison Bluff . . . . .	386.92	432.90	Hector . . . . .	5,188.47	5,334.59	Johnson . . . . .	42,951.29	40,868.80
Hempstead County . . . . .	575,447.51	519,740.13	Paris . . . . .	21,353.07	23,890.60	London . . . . .	11,979.59	12,316.99	Lincoln . . . . .	28,800.67	27,404.27
Belevins . . . . .	3,575.78	3,229.62	Ratcliff . . . . .	1,221.21	1,366.34	Pottsville . . . . .	32,721.92	33,643.51	Prairie Grove . . . . .	56,090.24	53,370.71
Emmet . . . . .	488.12	440.87	Scranton . . . . .	1,354.21	1,515.15	Russellville . . . . .	321,915.48	330,981.94	Springdale . . . . .	816,292.26	776,714.40
Fulton . . . . .	2,281.69	2,060.80	Subiaco . . . . .	3,458.10	3,869.02	Prairie County . . . . .	12,696.00	29,165.86	Tontitown . . . . .	31,502.74	29,975.33
Hope . . . . .	114,595.14	103,501.52	Lonoque County . . . . .	203,624.41	212,311.07	Biscoe . . . . .	1,052.68	2,418.27	West Fork . . . . .	29,671.48	28,232.86
McCaskill . . . . .	1,089.76	984.26	Allport . . . . .	823.38	858.50	Des Arc . . . . .	4,979.22	11,438.51	Winslow . . . . .	5,007.14	4,764.38
McNab . . . . .	771.91	697.19	Austin . . . . .	14,591.65	15,214.13	DeValis Bluff . . . . .	1,795.07	4,123.72	White County . . . . .	728,422.61	444,214.95
Oakhaven . . . . .	715.16	645.92	Cabot . . . . .	170,231.15	177,493.25	Hazen . . . . .	4,257.13	9,779.69	Bald Knob . . . . .	28,347.06	17,286.93
Ozan . . . . .	964.89	871.48	Carlisle . . . . .	15,851.77	16,528.01	Ulm . . . . .	493.00	1,132.53	Beebe . . . . .	71,577.07	43,649.91
Patmos . . . . .	726.51	656.18	Coy . . . . .	687.34	716.66	Pulaski County . . . . .	835,638.06	769,582.86	Bradford . . . . .	7,426.79	5,259.09
Perrytown . . . . .	3,087.65	2,788.75	England . . . . .	20,226.41	21,089.27	Alexander . . . . .	4,045.18	3,725.42	Garner . . . . .	2,778.93	1,694.68
Washington . . . . .	2,043.30	1,845.49	Humnoke . . . . .	2,033.38	2,120.12	Cammack Village . . . . .	13,163.97	12,123.39	Georgetown . . . . .	1,213.34	739.93
Hot Spring County . . . . .	258,159.57	265,897.31	Keo . . . . .	1,832.91	1,911.10	Jacksonville . . . . .	486,175.70	447,744.67	Griffithville . . . . .	2,201.62	1,342.62
Donaldson . . . . .	2,088.90	2,151.51	Lonoke . . . . .	30,393.31	31,689.89	Little Rock . . . . .	3,317,115.59	3,054,905.49	Higginson . . . . .	6,076.47	3,705.62
Friendship . . . . .	1,221.42	1,258.03	Ward . . . . .	29,118.86	30,361.08	Maumelle . . . . .	294,183.95	270,929.41	Judsonia . . . . .	19,755.86	12,047.74
Magnet Cove . . . . .	34.70	35.74	Madison County . . . . .	153,920.64	128,596.92	North Little Rock . . . . .	1,067,927.34	983,510.22	Kensett . . . . .	16,125.63	9,833.92
Malvern . . . . .	71,605.54	73,751.76	Hindsville . . . . .	324.73	271.30	Sherwood . . . . .	506,041.65	464,040.26	Letona . . . . .	2,495.17	1,521.63
Midway . . . . .	2,699.61										




# PROFESSIONAL



**McGoodwin Williams & Yates**

Providing Arkansas communities with award-winning civil engineering services for more than six decades.

MWY  
302 E. Millsap  
Fayetteville, Arkansas  
479-443-3404



**EMTEC** Engineering Management Corporation

AIR QUALITY  
MOLD SURVEYS  
ASBESTOS PROJECTS  
STORMWATER MGT.

ENVIRONMENTAL AUDITS  
LEAD ANALYSIS  
SITE CLEANUP  
PERMITS


P.O. Box 3703, Little Rock, AR 72203 Phone: 501-374-7492  
Visit us at our Web site at [www.emtecconsulting.com](http://www.emtecconsulting.com) Fax: 501-374-7494



**Miller-Newell Engineers, Inc.**

Consulting Engineers and Surveyors

510 Third St.  
Newport, Ark.  
870-523-6531



**CEA**  
CIVIL ENGINEERING ASSOCIATES, LLC

---

Drainage • Parks • Water • Wastewater

---

Arkansas • Texas • Missouri  
1-888-228-4516



# DIRECTORY




- Engineers
- Surveyors
- Planners
- Landscape Architects
- Environmental Scientists

3108 SW Regency Parkway  
PO Box 1408  
Bentonville, AR 72712  
479.273.9472  
www.ceieng.com



• Water and Wastewater • Streets and Drainage  
• Pedestrian Facilities  
118 East Broad Street  
Texarkana, Arkansas 71854  
Phone: 870.216.1906 Fax: 870.216.1907



*Urban Planning | Zoning | GIS  
Mapping | City Management*

**James P. Walden, AICP**

james@planyourcity.com  
www.planyourcity.com  
(501) 372-3232



- Environmental Assessments
- Sustainable Site Designs
- Stormwater - Management, Permitting & Modeling
- Floodplains - Management, Administration & Modeling
- Wetlands - Section 404 Delineation, Permitting, & Mitigation

water resources/environmental consultants  
3 Innwood Circle • Suite 220 • Little Rock, AR 72211-2492  
(501) 225-7779 • Fax (501) 225-6738 • www.ftn-assoc.com



Water & Wastewater Systems ♦ Streets & Drainage ♦ Airports & Parks  
Surveying & Land Planning ♦ Environmental & Materials Testing Laboratories

900 W. Markham, Little Rock, AR 72201, Ph. 501-371-0272  
1810 N. College, Fayetteville, AR 72703, Ph. 479-443-2377



# MUNICIPAL MART

To place a classified ad in *City & Town*, please contact the League at 501-374-3484 or e-mail [citytown@arml.org](mailto:citytown@arml.org). Ads are FREE to members of the League and available at the low rate of \$.70 per word to non-members. For members, ads will run for two consecutive months from the date of receipt unless we are notified to continue or discontinue. For non-members, ads will run for one month only unless otherwise notified.

**ENGINEERING INTERN/TECHNICIAN**—Siloam Springs Engineering Department is accepting applications for an Engineering Intern/Technician. Position responsible for drafting and design of street and utility infrastructure and other engineering related duties. Position requires Associates Degree or equiv. from two-year college or technical school and one year experience, or three years related experience and/or training, or equivalent combination of education and experience. Four-year degree in Civil Engineering and Engineer Intern License preferred. Knowledge of Civil 3D software, GIS, website app development and database management preferred. Must possess valid driver's license. Generous benefits package. Applications available at City Hall, 400 N. Broadway, Siloam Springs, or online at [www.siloamsprings.com](http://www.siloamsprings.com). For more information call 479-524-5136 or email [humanresources@siloamsprings.com](mailto:humanresources@siloamsprings.com). EOE. Open until filled.

**FIRE CHIEF**—Stuttgart seeks qualified candidates for the position of Fire Chief. Under the direction of the mayor, this position plans, directs and coordinates the activities of the fire department, including fire prevention and suppression, emergency medical services, disaster planning, and hazardous material mitigation. Position requires knowledge of such fields as advanced accounting, business administration and finance. Also requires thorough knowledge of the principles, practices and methods of modern firefighting, and fire inspection principles as exhibited by continued fire service education. Salary range \$38,000 to \$42,000 DOE and qualifications. Applications available at Stuttgart City Hall, 304 South Maple, Stuttgart. For more information contact the personnel director at 870-673-8817. Position closes August 25.

**FOR SALE**—Friendship has for sale two unmarked patrol cars. One silver 2004 Ford Crown Victoria police car, 183,852 miles, asking \$3,000; one black 2007 Dodge Charger police car, 62,985 miles, asking \$10,500. Both fully equipped with lights, console siren and radar. Charger has brush bumper and strobe lights front and rear. Ford has prisoner partition, roof mounted light bar. Windshield needs replacement. Both run and drive well. Agency transfer only. Call Mayor William Garrett at 501-384-2111 or email [friendship.mayor@yahoo.com](mailto:friendship.mayor@yahoo.com).

**FOR SALE**—Portland has for sale a 2007 Crown Victoria Police Interceptor, 61K miles. Excellent shape. Excellent tires. Serviced regularly. Blue in color with bumper guard, spotlight. Asking \$8,500. Call 870-737-2873 or email [portlandcity@att.net](mailto:portlandcity@att.net).

**POLICE CHIEF**—Mulberry is seeking qualified candidates for the position of Police Chief. Successful applicants must be or are eligible to become a certified Arkansas Law Enforcement Officer, have a minimum of five years law enforcement experience with some supervisory or management experience and pass a comprehensive background investigation. Applicants must be a resident of Mulberry or willing to relocate to Mulberry within a reasonable time frame of accepting the position. The Police Chief will serve the citizens of Mulberry as a law enforcement officer performing regular patrol duties and is also responsible for, but not limited to, overseeing departmental operations, coordinating departmental activities and developing and coordinating departmental schedules. Applicants must complete an application for employment with the City of Mulberry, which can be obtained from the Mulberry City Complex, 207 North Main Street, Mulberry, AR 72947.

**POLICE OFFICER**—Bella Vista is accepting applications for a FT police officer. Applicants must be 21+ years of age, provide birth certificate, possess a valid driver's license, have no convictions, and must have a high school diploma or GED. Excellent benefits package. Applications being accepted until Sept. 6. For application call 479-855-8030. Mail to Bella Vista Police Department, 105 Town Center, Bella Vista, AR 72714.

**POLICE OFFICER**—Fordyce is accepting applications for a FT police officer. Candidates must be able to meet all requirements of law enforcements standards and training. Fordyce maintains a residency requirement for FT officers. Certified and military veterans preferred. For application contact Chief Jimmy Vaughan 870-352-2178.

**POLICE VEHICLES**—The Clarksville Police Department will be accepting sealed bids on four patrol units:  
2003 Ford Crown Victoria with 105,053 miles,  
2004 Ford Crown Victoria with 93,024 miles,  
2004 Ford Crown Victoria with 95,447 miles,  
2006 Ford Crown Victoria with 95,471 miles.  
All cars equipped with bar lights, siren, console, etc. For more information call Chief Donaldson, 479-754-8100. Bids will be received until August 31. The city reserves the right to accept or reject any or all bids.

Visit Us.

[www.arml.org](http://www.arml.org)




# Award Winning Care... Because We Care.



2009 President's Award  
for Outstanding  
Juvenile Programs

2008 ATRS Facility of the Year

2007 APA Residential  
Facility of the Year  
for Outstanding Service



## Pinnacle Pointe Behavioral HealthCare System

Pinnacle Pointe helps families learn to live calmer, happier, and more productive lives by providing high quality behavioral health treatment programs in the following settings:

**Acute Inpatient • Residential Inpatient  
Outpatient • School-Based**

We are the state's largest behavioral hospital for ages 5-17 and the only Tricare-certified residential program in Arkansas. Contact us for a free, confidential assessment by calling 1-800-880-3322.

## Pinnacle Pointe Behavioral HealthCare System

[www.pinnaclepointehospital.com](http://www.pinnaclepointehospital.com)

**1-800-880-3322**

11501 Financial Centre Parkway  
Little Rock, AR 72211

### School-Based and Outpatient Services Offered Statewide.

**The Pointe Outpatient Behavioral Health Services** offer the same quality of care for all ages. When your family needs help, please contact a facility near you:

**Arkadelphia** ..... 870-403-0830  
**Batesville** ..... 870-793-6774  
**Benton/Bryant** ..... 501-847-0081  
**Cabot** ..... 501-843-9233  
**Clinton** ..... 501-745-4448  
**Conway** ..... 501-336-0511  
**Fordyce** ..... 870-352-5122  
**Forrest City** ..... 870-633-8092  
**Hot Springs** ..... 501-321-1779  
**Helena** ..... 870-572-5005


**Lakeside** ..... 501-262-2766  
**Little Rock-Pierce St.** ..... 501-603-2147  
**Little Rock-Patterson Rd.** ..... 501-663-6771  
**Marion** ..... 870-735-3015  
**North Little Rock** ..... 501-223-8414  
**Pine Bluff** ..... 870-247-3588  
**Searcy** ..... 501-279-9220  
**Sheridan** ..... 870-917-2171  
**Stuttgart** ..... 870-673-9370



Arkansas' only Tricare-certified  
residential program.

# BUILDING SOMETHING EVEN GREATER. TOGETHER.

Raymond James and Morgan Keegan. We're two well respected firms, among the leading underwriters of municipal bonds in the industry and both known for our fierce commitment to clients. Individually, we're excellent companies, but together, we're even greater. Capitalizing on more than 60 years of combined public finance experience, we've created a strong partnership even more capable of and



*Expect red carpet  
treatment.  
Every time.*

committed to serving the needs of our clients. As Raymond James | Morgan Keegan, our team of veteran bankers leads one of the largest public finance practices in the country – one capable of delivering innovative, comprehensive solutions to help issuers meet often complex financing goals. All with a powerful retail distribution platform more than 6,500 strong. In short, we're now one firm with one goal: To better serve our clients.

---

Raymond James | Morgan Keegan is a proven public financing partner with a tradition in Arkansas going back to 1931. We pair our local team and deep resources to achieve success for our clients. Give us a call.

## Little Rock Public Finance

100 Morgan Keegan Drive, Suite 400 • Little Rock, AR 72202 • 501.671.1339

---

**RAYMOND JAMES®**

**Morgan Keegan**